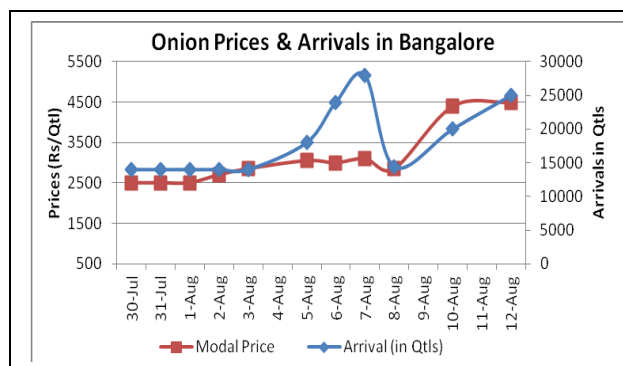
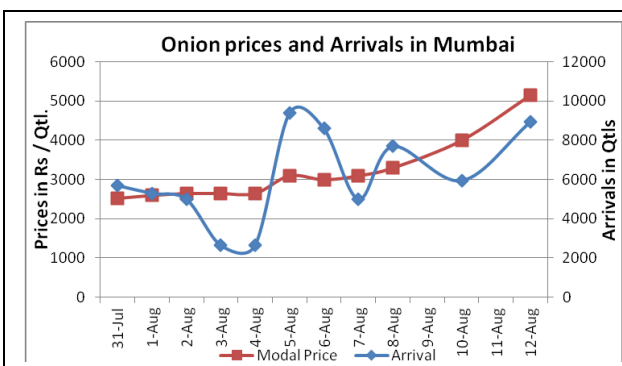
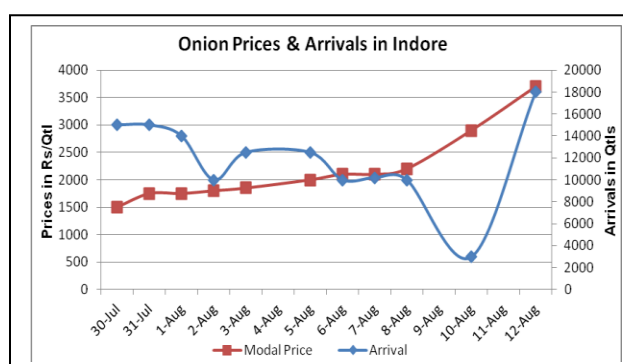
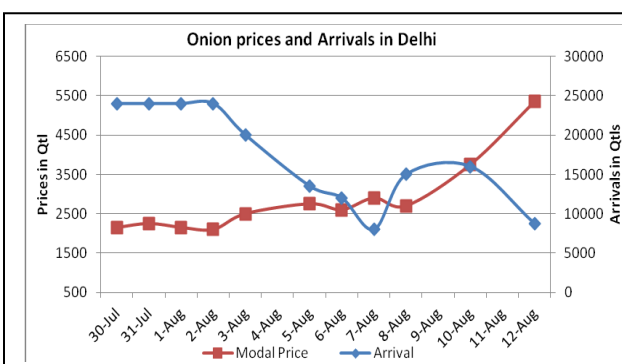


Onion Fundamentals:

- Firm sentiment reported in Onion domestic market.
- Supply squeeze due to last year's drought in key growing areas, and this year's crop was damaged in some southern and northern states due to heavy rainfall support the prices.
- Sources revealed that, Maharashtra onion production expected fell nearly 16 per cent to 4.76 million tonnes in 2012/13 due to worst drought.
- As per trade information, Onion stocks in 2013 are less by only 7% over the previous year. Arrivals of onion in July current year are smaller than the same period of the previous year.
- In Karnataka, fresh early Kharif crop of onion is expected to start from August end and traders are expecting a loss of 20-25% in yield due to heavy rains.

Onion wholesale Prices & Arrivals in Producing & Consumption Centers



(Source: AGRIWATCH)

Onion Prices & Arrivals in Major Mandis as on 12.08.2013

Mandis	Lasalgaon	Pimpalgaon	Bhavnagar	Mumbai	Indore	Bangalore	Belgaum
Price (Rs/Qtl)	4000-4500	2200-4500	700-2200	4800-5500	2000-5400	4000-5000	2600-3200
Arrivals (Qtl)	7250	12500	350	8950	18000	25000	2500

Onion Prices & Arrivals in Major Mandis as on 10.08.2013

Mandis	Lasalgaon	Pimpalgaon	Bhavnagar	Mumbai	Indore	Bangalore	Belgaum
Price (Rs/Qtl)	Closed	Closed	-	-	1500-4300	4000-4800	-
Arrivals (Qtl)	Closed	Closed	-	-	3000	20000	-

(Source: AGRIWATCH)

Onion Prices in major markets – Wholesale vs. Retail as on 12 August 2013

Centre	Min Price	Max Price	Model Price	Retail Price
AHMEDABAD	3000	3750	3375	4000
BANGALORE	3500	4000	3800	4600
BARAUT	3000	3100	3050	3500
CHANDIGARH	2500	3000	2750	4000
CHENNAI	5600	6000	5800	7000
DELHI	4750	5500	5125	6000
INDORE	2000	5400	3700	5000
GANGATOK	1800	2000	1900	2400
GUWAHATI	3400	3600	3500	4500
HYDERABAD	2400	3000	2800	3800
JAIPUR	3000	3500	3260	6000
LASALGAON	4000	4600	4310	4800
MUMBAI	4800	5500	5150	6000
NASIK	4300	4500	4410	4700
PATNA	4500	4800	4650	5500
PIMPALGAON	4400	4800	4620	5000
PUNE	5000	5500	5300	6500
RAIPUR	3600	4200	4000	5000
RANCHI	3300	3600	3400	4500
SHIMLA	3200	3400	3300	4000
SURAT	4000	4500	4300	6000

(Source: State Civil Supplies Dept)

Disclaimer

The information contained in this document has been compiled by Agriwatch from sources believed to be reliable, such as NHB, Agmarknet, etc. and directly from traders in mandis. However, users of this data are requested to use the information with due caution and crosscheck with other sources. This document is not, and should not be construed as an offer to sell or buy any commodities. This document may not be reproduced, distributed or published without the express consent of SFAC