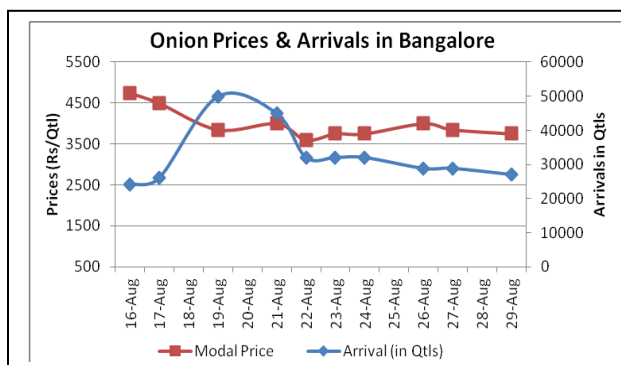
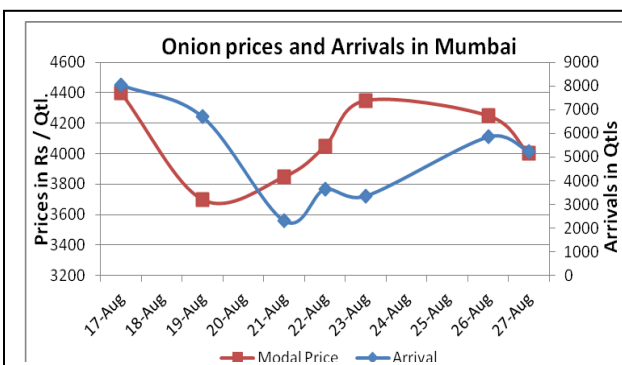
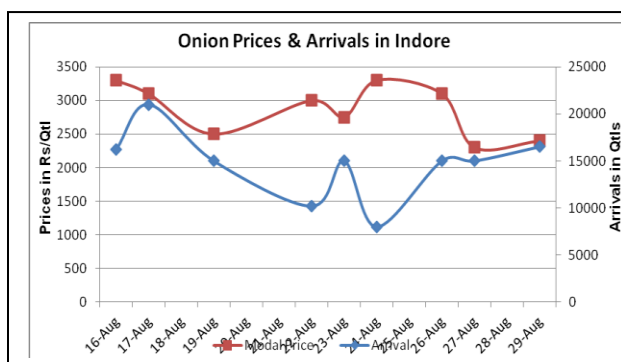
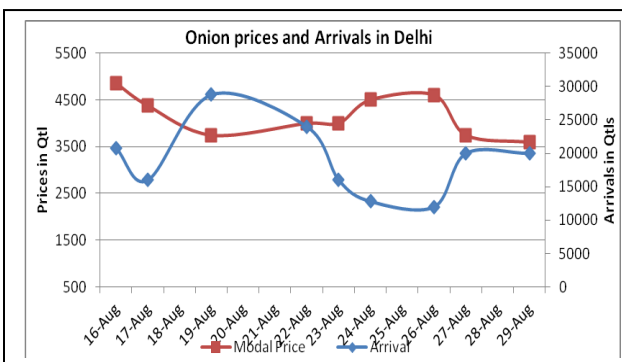


Onion Fundamentals:

- New arrivals were started coming to the market from Bangalore region. Arrivals may increase till mid September.
- Auction in Lasalgaon and few markets like Niphad and Vinchur in nasik district is halted by APMC as traders refused to accept new norms. Presently, weighing charges are Rs 2.68 per quintal and portorage Rs 2.12 per quintal. Around 44% increase has been made in the existing weighing and portorage charges under the new norms. Furthermore, Rs 10 is charged per tractor loaded with onion on electronic weighing bridge owned by traders as well as APMCs.
- In Indore, arrivals have fallen as farmers are not bringing their stocked crop in market as of heavy rains from last two days.
- According to news sources, National Agricultural Cooperative Marketing Federation (NAFED) have floated tender to import onion.

Onion wholesale Prices & Arrivals in Producing & Consumption Centers



*Mumbai market was reported closed on 29-08-2013.

(Source: AGRIWATCH)

Onion Prices & Arrivals in Major Mandis as on 29.08.2013

Mandis	Lasalgaon	Pimpalgaon	Pune	Niphad	Indore	Bangalore	Nasik
Price (Rs/Qtl)	3100-3500	Closed	3800-4200	3400	1500-3300	3500-4000	3650
Arrivals (Qtl)	6250	Closed	4500	500	16500	27000	600

Onion Prices & Arrivals in Major Mandis as on 27.08.2013

Mandis	Lasalgaon	Pimpalgaon	Pune	Niphad	Indore	Bangalore	Nasik
Price (Rs/Qtl)	3200-3500	3400-3500	4000-4300	3350	1000-3600	3500-4200	4100
Arrivals (Qtl)	3000	5000	4500	3750	15000	28800	1600

(Source: AGRIWATCH)

Onion Prices in major markets – Wholesale vs. Retail as on 29 August 2013

Centre	Min. Price	Max Price	Modal Price	Retail Price
AMRITSAR	3000	3600	3200	5000
BANGALORE	2500	3500	3100	4500
BARAUT	4300	4400	4350	4900
BHOPAL	4000	5000	4500	5500
BHUBANESHWAR	4100	4300	4200	4600
CHANDIGARH	4250	4500	4375	6000
CHENNAI	4000	5000	4500	6000
DELHI	3500	4250	3875	5500
GUWAHATI	4500	5000	4700	6000
INDORE	1500	3300	2400	5000
JAIPUR	2800	3000	2910	5000
JAMMU	4000	4500	4200	5000
KOLKATA	3500	4250	3875	5500
LASALGAON	2000	3500	3400	3700
LUCKNOW	3400	4000	3700	5000
NASIK	3500	3800	3660	4000
PATNA	4000	4300	4150	5500
PUNE	4200	4600	4400	5000
RAIPUR	4000	4500	4400	5200
RANCHI	3300	4400	4080	5000
SHIMLA	5100	5400	5300	6000
SRINAGAR	4500	5000	4700	5500
SURAT	3500	4000	3800	5000

(Source: State Civil Supplies Dept)

Disclaimer

The information contained in this document has been compiled by Agriwatch from sources believed to be reliable, such as NHB, Agmarknet, etc. and directly from traders in mandis. However, users of this data are requested to use the information with due caution and crosscheck with other sources. This document is not, and should not be construed as an offer to sell or buy any commodities. This document may not be reproduced, distributed or published without the express consent of SFAC