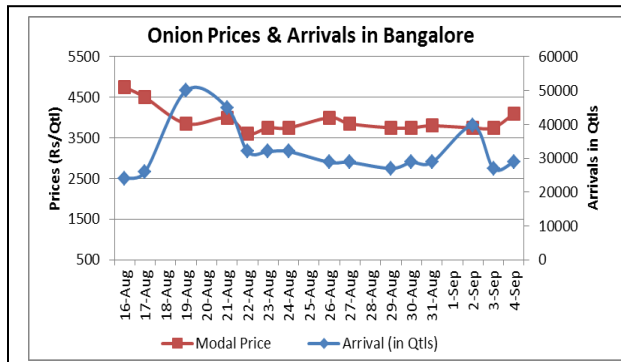
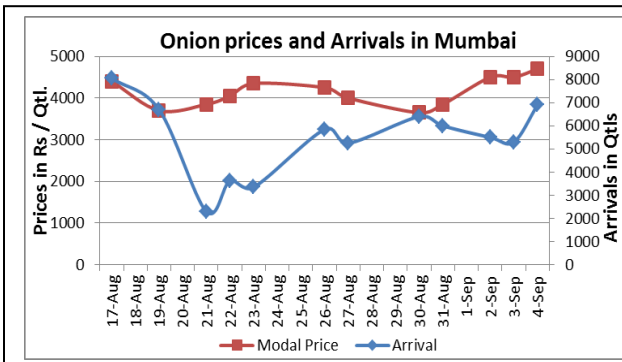
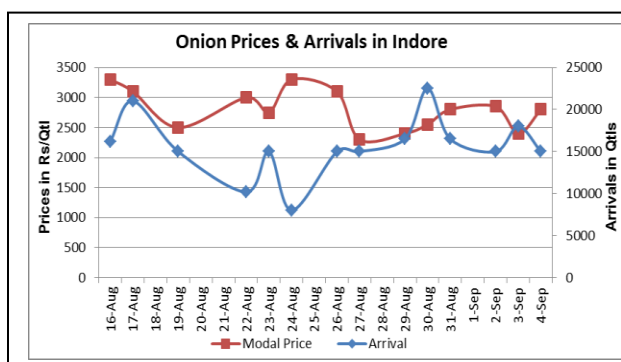
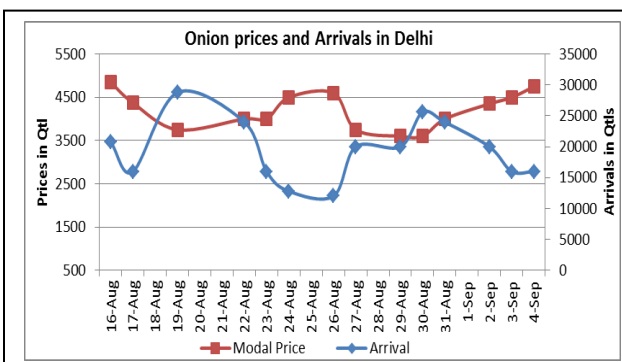


Onion Fundamentals:

- Lower arrivals were reported in major onion market on Wednesday.
- New crop of onion from Andhra Pradesh and Karnataka has started arriving in the markets. Arrivals will increase in coming days and put cap on prices.
- Sources revealed that, Karnataka and Andhra Pradesh together produce in the range of 38-40 lakh tonnes in a year, while the country's total output is estimated at 166.55 lakh tonnes in 2012-13.
- As per mandi information, arrival of onion in wholesale mandi has increased almost three times to 30,000 tonnes in Bengaluru and 10,000 tonnes in Hyderabad in the last one month.
- In Karnataka district Onion sowing area reported till 19th August 2013, 78328 hectares as compared to the last year same period 17107 hectares. State Government target area for this year is 145344 hectares.
- In Andhra Pradesh district Onion sowing area reported till 28th August 2013, 13762 hectares as compared to the last year same period 19550 hectares.

Onion wholesale Prices & Arrivals in Producing & Consumption Centers



(Source: AGRIWATCH)

Onion Prices & Arrivals in Major Mandis as on 04.09.2013

Mandis	Lasalgaon	Pimpalgaon	Pune	Niphad	Indore	Bangalore	Nasik
Price (Rs/Qtl)	4200-4400	4000-4200	4500-4700	3900-4200	2000-3600	3800-4400	4300-4500
Arrivals (Qtl)	1800	6250	5500	2500	15000	28800	600

Onion Prices & Arrivals in Major Mandis as on 03.09.2013

Mandis	Lasalgaon	Pimpalgaon	Pune	Niphad	Indore	Bangalore	Nasik
Price (Rs/Qtl)	4100-4300	4000-4300	4300-4700	4200-4400	1000-3800	3500-4000	4500-4700
Arrivals (Qtl)	3750	6250	5500	2500	18000	27000	1200

Onion Prices in major markets – Wholesale vs. Retail as on 4 SEPTEMBER 2013

Centre	Min. Price	Max. Price	Modal Price	Retail Price
BANGALORE	3500	4300	3800	4800
BHOPAL	3000	3400	3200	4000
BHUBANESHWAR	4000	4200	4100	4500
CHENNAI	4400	4800	4600	6000
DEHRADUN	4000	4800	4500	6000
DELHI	3875	4625	4250	5500
GANGATOK	3000	4000	3500	4300
GUWAHATI	4300	4500	4400	5600
HYDERABAD	2500	3500	3000	5000
INDORE	2000	3600	2800	4800
JAIPUR	3000	3200	3110	5200
JAMMU	4000	4500	4300	5000
KOLKATA	4000	4375	4188	1100
LASALGAON	2000	4500	3750	4700
LUCKNOW	3600	4100	3900	5000
MUMBAI	4100	4800	4450	5000
NASIK	3200	4500	3850	4800
PATNA	4000	4200	4100	5000
PIMPALGAON	3000	4500	3850	4700
PUNE	4500	4800	4700	5300
RAIPUR	4000	4300	4240	5000
RANCHI	4100	4400	4175	5000
SHIMLA	4200	4400	4300	5000
SRINAGAR	4300	4800	4600	5000

(Source: State Civil Supplies Dept)

Disclaimer

The information contained in this document has been compiled by Agriwatch from sources believed to be reliable, such as NHB, Agmarknet, etc. and directly from traders in mandis. However, users of this data are requested to use the information with due caution and crosscheck with other sources. This document is not, and should not be construed as an offer to sell or buy any commodities. This document may not be reproduced, distributed or published without the express consent of SFAC