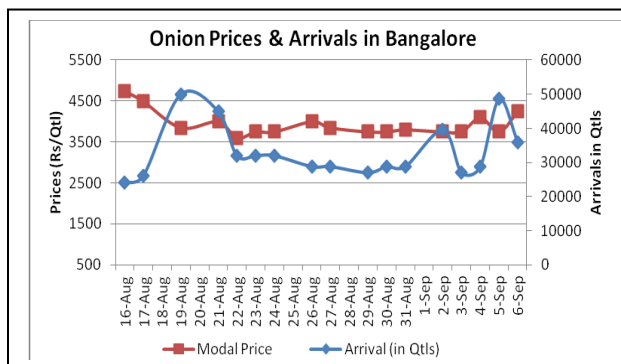
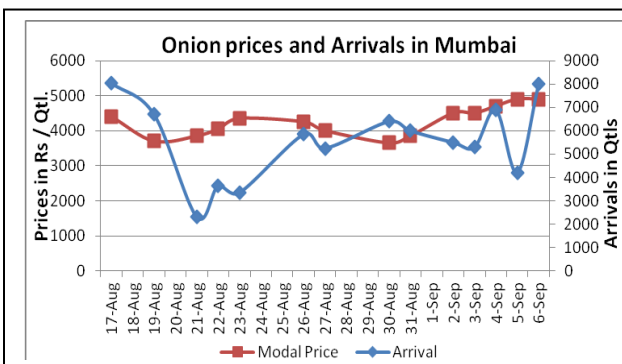
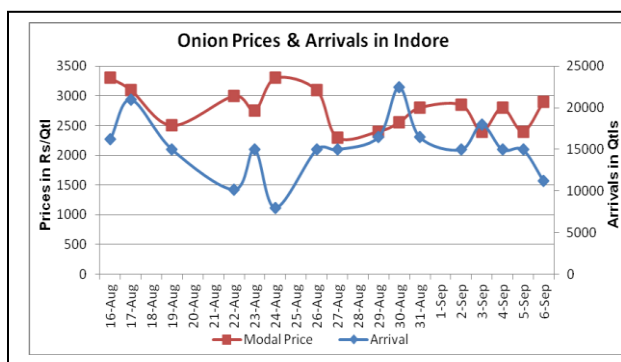
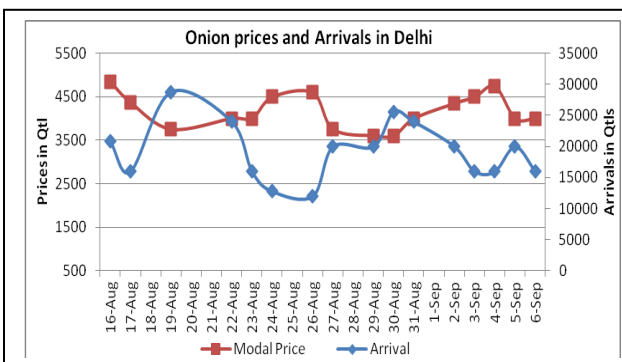


Onion Fundamentals:

- Lower arrivals were reported in Delhi and Indore onion market on Friday.
- New crop of onion from Andhra Pradesh and Karnataka has started arriving in the markets
- Onion has been sown current year as on 4th September 2013, 0.27 lakh hectares in A.P.
- In Andhra Pradesh district Onion sowing area reported till 04th September 2013, 27004 hectares as compared to the last year same period 19610 hectares.
- Stocks from Nagpur were expected to arrive by September onwards but excessive rains damaged the crops.

Onion wholesale Prices & Arrivals in Producing & Consumption Centers



(Source: AGRIWATCH)

Onion Prices & Arrivals in Major Mandis as on 06.09.2013

Mandis	Lasalgaon	Pimpalgaon	Pune	Niphad	Indore	Bangalore	Nasik
Price (Rs/Qtl)	4300-4400	4200-4500	4500-4800	Closed	2000-3800	4000-4500	4300-4400
Arrivals (Qtl)	3750	3750	7000	Closed	11250	36000	400

Onion Prices & Arrivals in Major Mandis as on 05.09.2013

Mandis	Lasalgaon	Pimpalgaon	Pune	Niphad	Indore	Bangalore	Nasik
Price (Rs/Qtl)	Closed	Closed	4600-5000	Closed	1000-3800	3500-4000	4300-4500
Arrivals (Qtl)	Closed	Closed	5000	Closed	15000	48600	600

(Source: AGRIWATCH)

Onion Prices in major markets – Wholesale vs. Retail as on 6 SEPTEMBER 2013

Centre	Min. Price	Max. Price	Modal Price	Retail Price
ABOHAR	3250	3840	3545	6000
AHMEDABAD	4000	4500	4250	4700
AMRITSAR	3400	3800	3600	5000
BANGALORE	3800	4200	4000	4800
BHOPAL	3000	3400	3200	3800
BHUBANESHWAR	3900	4100	4000	4400
CHANDIGARH	3125	3625	3375	6000
CHENNAI	4800	5400	5200	6500
DEHRADUN	4000	4500	4300	5500
DELHI	3750	4500	4125	5500
GANGATOK	3500	4500	3800	4700
GUWAHATI	4600	4800	4700	5600
INDORE	2000	3800	2900	4800
JAIPUR	2800	3000	2905	4800
JAMMU	4000	4500	4200	5000
KOLKATA	4250	4750	4500	6500
LASALGAON	4200	4500	4350	4700
LUCKNOW	3400	4150	3850	5000
MUMBAI	4100	4800	4450	5000
NASIK	4000	4600	4350	4800
PATNA	4000	4400	4200	5000
PIMPALGAON	4100	4400	4250	4750
PUNE	4500	4800	4700	5000
RANCHI	4070	4400	4190	5000
SRINAGAR	4700	5200	5000	6000
SURAT	3500	4000	3800	5000
TRIVANDRUM	4000	5200	4800	6000

(Source: State Civil SupplyDept)

Disclaimer

The information contained in this document has been compiled by Agriwatch from sources believed to be reliable, such as NHB, Agmarknet, etc. and directly from traders in mandis. However, users of this data are requested to use the information with due caution and crosscheck with other sources. This document is not, and should not be construed as an offer to sell or buy any commodities. This document may not be reproduced, distributed or published without the express consent of SFAC