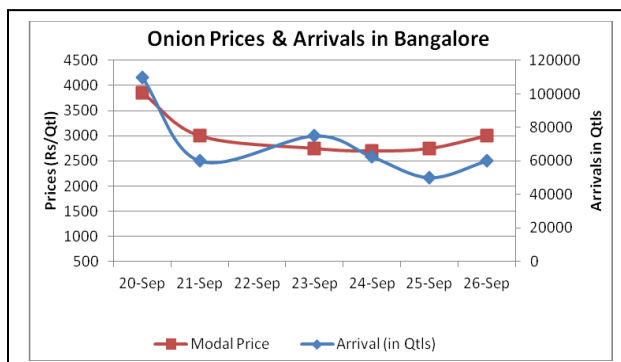
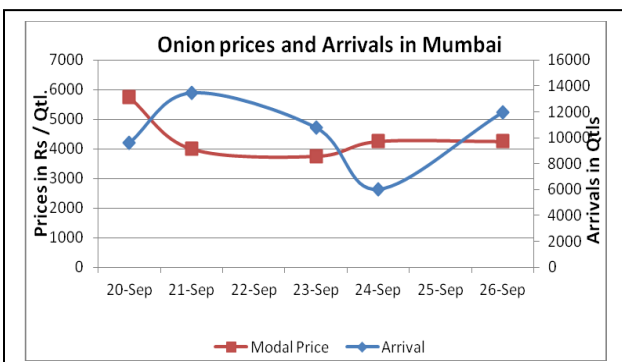
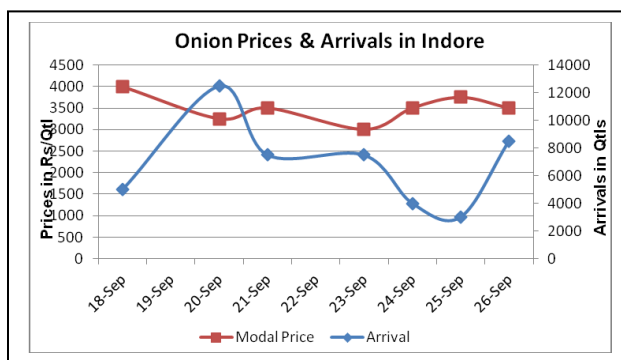
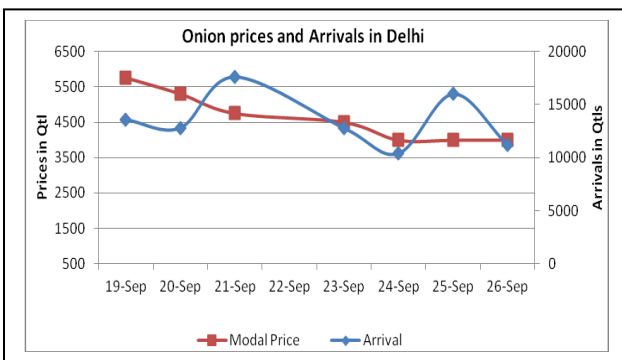


## Onion Fundamentals:

- In Delhi, prices of onion have dropped down to Rs 4000/ quintal from Rs 5300/ quintal last one week because government has ease the rules and regulation for clearance of imported onion so that onion may import easily and prices in domestic market may bring down.
- According to news sources, it is expected that by the next week approximately 600 MT of onion from Egypt, Iran and China may hit Indian markets.
- In Delhi, onion from Pakistan is trading at Rs 3500/ quintal, onion from Nasik and Pune is trading at Rs 4900-5000/quintal. Onion from M.P and Rajasthan is trading at Rs 4800 and Rs 4100/ quintal respectively.
- Sources revealed that, fresh crop arrival from Maharashtra region is expected to be during 3<sup>rd</sup>-4<sup>th</sup> week of October and prices are expected to correct after that only.

## Onion wholesale Prices & Arrivals in Producing & Consumption Centers



(Source: AGRIWATCH)

## Onion Prices & Arrivals in Major Mandis as on 26.09.2013

Mandis	Nashik	Lasalgaon	Pimpalgaon	Niphad	Pune	Indore	Delhi	Bangalore
Price (Rs/Qtl)	4700-4800	4800-5000	4200-4700	4400-4700	4200-4800	2000-5000	3000-5000	2500-3500
Arrivals (Qtl)	400	1000	2500	1500	5000	8500	11600	60000

## Onion Prices & Arrivals in Major Mandis as on 25.09.2013

Mandis	Nashik	Lasalgaon	Pimpalgaon	Niphad	Pune	Indore	Delhi	Bangalore
Price (Rs/Qtl)	Closed	Closed	Closed	Closed	4500-5000	2000-5500	3000-5000	2000-3500
Arrivals (Qtl)	-	-	-	-	4000	3000	16000	50000

(Source: AGRIWATCH)

## Onion Prices in major markets – Wholesale vs. Retail as on 26 September 2013

Centre	Min. Price	Max. Price	Modal Price	Retail Price
AHMEDABAD	2500	5000	3750	5200
BANGALORE	1700	2300	1800	3500
BARAUT	5200	5300	5250	5800
BHOPAL	2400	2800	2600	3000
BHUBANESHWAR	4000	4400	4200	4700
CHANDIGARH	3500	4500	4000	6000
CHENNAI	5600	6000	5800	7000
DELHI	3000	5250	4125	6000
GUWAHATI	5700	6000	5850	7000
HYDERABAD	2500	4000	3500	5000
INDORE	2000	5000	3500	5200
JAIPUR	4200	4700	4460	5800
JAMMU	4000	4500	4400	5500
KOLKATA	4250	5000	4625	6000
LASALGAON	4500	5000	4800	5200
LUCKNOW	4000	5100	4650	6000
MUMBAI	3000	5000	4000	6000
NASIK	4600	5000	4810	5200
PATNA	5000	5500	5250	6500
PIMPALGAON	4000	4600	4400	5000
PUNE	4000	4500	4250	5000
RANCHI	4050	4750	4400	5500
SHIMLA	6200	6500	6300	7000
SURAT	5000	5500	5300	7000

(Source: State Civil Supplies Dept)

### Disclaimer

The information contained in this document has been compiled by Agriwatch from sources believed to be reliable, such as NHB, Agmarknet, etc. and directly from traders in mandis. However, users of this data are requested to use the information with due caution and crosscheck with other sources. This document is not, and should not be construed as an offer to sell or buy any commodities. This document may not be reproduced, distributed or published without the express consent of SFAC



**SFAC**  
लघु कृषक  
कृषि व्यापार संघ

Small Farmers'  
Agribusiness  
Consortium



**AGRIWATCH**