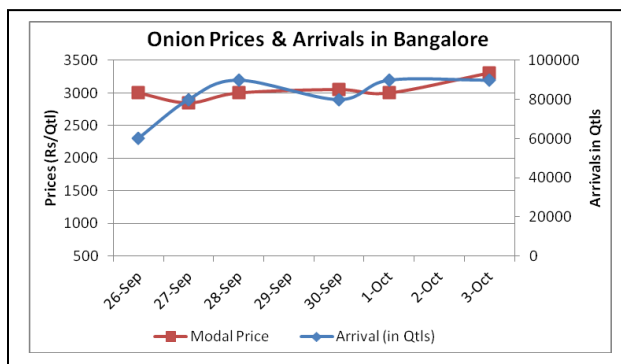
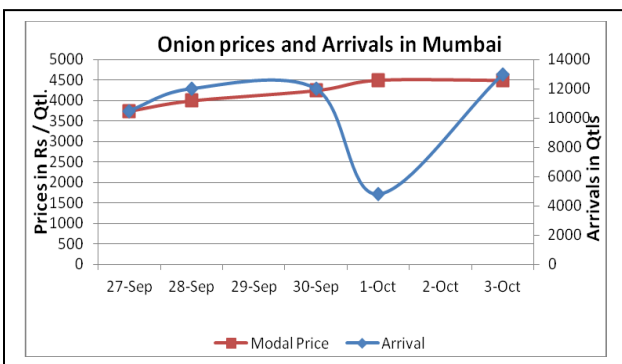
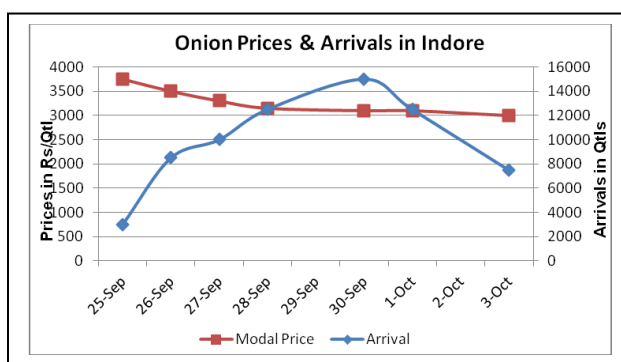
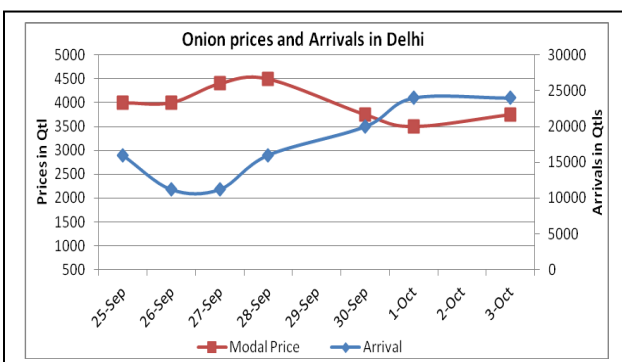


## Onion Fundamentals:

- In Delhi, onion from China, Afghanistan and Pakistan is trading at Rs 3650, Rs 2750 and Rs 2250/ quintal respectively. Onion from Rajasthan is able to fetch a price of Rs 3600-Rs 3900/ quintal.
- According to trade sources, fresh onion in markets of Pune, Satara, Ahmednagar and other parts of Maharashtra has started arriving in market. But the prices fetched by them are in the range of Rs 1000 to Rs 3000/ quintal whereas stored onion is still fetching maximum prices.
- All India, cumulative onion arrival till September end is approximately 32% less compared to previous year arrival during same time.
- In Bangalore average arrivals are approximately 70,000 quintals from last 3-4 days. Prices are hovering in the range of Rs 2500 to Rs 3500/ quintal.

## Onion wholesale Prices & Arrivals in Producing & Consumption Centers



(Source: AGRIWATCH)

## Onion Prices & Arrivals in Major Mandis as on 3.10.2013

Mandis	Nashik	Lasalgaon	Pimpalgaon	Niphad	Pune	Indore	Delhi	Bangalore
Price (Rs/Qtl)	3500-4000	4000-4300	3500-4100	3200-3700	3500-4200	2000-4000	3500-4000	3000-3600
Arrivals (Qtl)	400	1700	2250	1000	5500	7500	24000	90000

## Onion Prices & Arrivals in Major Mandis as on 1.10.2013

Mandis	Nashik	Lasalgaon	Pimpalgaon	Niphad	Pune	Indore	Delhi	Bangalore
Price (Rs/Qtl)	3500-4000	3600-3800	3800-4100	3300-3600	4000-4200	2000-4200	2500-4500	2500-3500
Arrivals (Qtl)	800	1800	2430	1750	3000	12500	24000	90000

(Source: AGRIWATCH)

## Onion Prices in major markets – Wholesale vs. Retail as on 3 October 2013

Centre	Min. Price	Max. Price	Modal Price	Retail Price
ABOHAR	3500	4000	3750	5500
AHMEDABAD	1500	4250	2875	4500
BANGALORE	2500	3000	2700	3000
BARAUT	4900	5000	4950	5500
BHOPAL	2800	3200	3000	3500
BHUBANESHWAR	3800	4200	4000	4600
CHANDIGARH	3750	4000	3875	5000
CHENNAI	4000	4400	4200	5000
DELHI	2000	4000	3000	5000
GANGATOK	4000	6000	5000	6500
GUWAHATI	5500	5700	5600	6400
INDORE	2000	4000	3000	5000
JAIPUR	4100	4300	4205	5200
JAMMU	3500	4500	4000	5000
LASALGAON	4100	4300	4210	4500
LUCKNOW	3500	4800	4200	5000
MUMBAI	2500	4700	3600	6000
NASIK	3200	3800	3510	4000
PATNA	4500	4600	4550	5500
PIMPALGAON	3000	3500	3300	3700
PUNE	4000	4200	4100	4500
RANCHI	4060	4400	4100	5000
SHIMLA	5500	5600	5550	6000
SRINAGAR	5700	6400	6000	6500
SURAT	5000	5500	5300	7000
TRIVANDRUM	4500	5500	5000	6000

(Source: State Civil Supplies Dept)

### Disclaimer

The information contained in this document has been compiled by Agriwatch from sources believed to be reliable, such as NHB, Agmarknet, etc. and directly from traders in mandis. However, users of this data are requested to use the information with due caution and crosscheck with other sources. This document is not, and should not be construed as an offer to sell or buy any commodities. This document may not be reproduced, distributed or published without the express consent of SFAC



**SFAC**  
लघु कृषक  
कृषि व्यापार संघ

Small Farmers'  
Agribusiness  
Consortium



**AGRIWATCH**