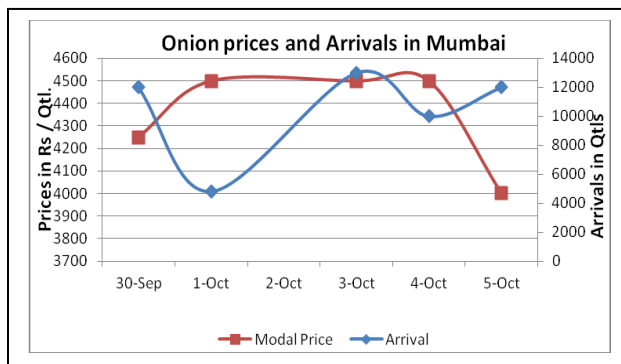
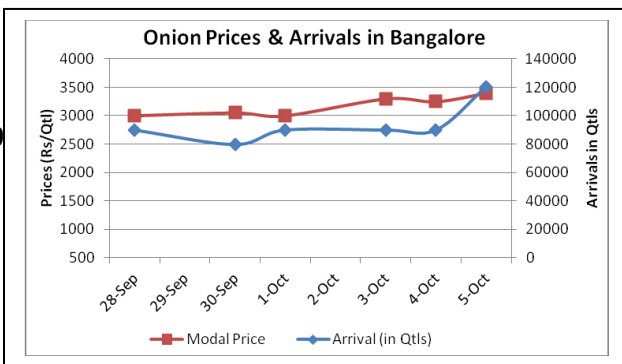
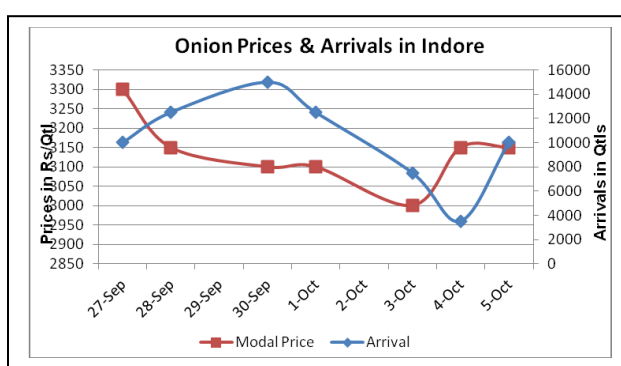
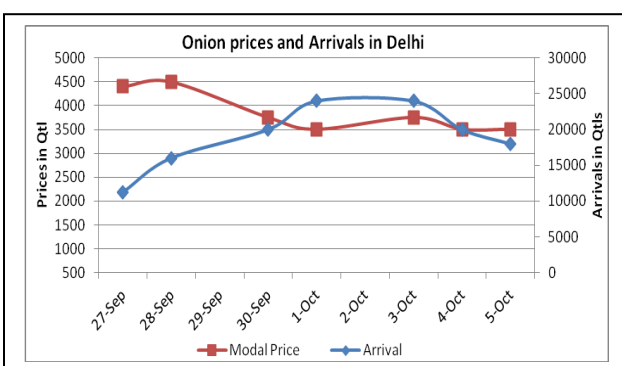


Onion Fundamentals:

- In Delhi, onion from Pakistan and small onion from Rajasthan is trading at Rs 2250/ quintal. Onion from Maharashtra is able to fetch maximum price of Rs 3600-Rs 3900/ quintal.
- According to News Source, NABARD has started a pilot project on Onion Value Chain Management in Nashik district. It has launched this project to increase onion production, improve quality of onion and consequently better sales.
- On a month on month basis, arrivals have increased approximately by 9% compared to previous month. This increase in arrivals was due to continuous supply of fresh onion from Karnataka and Andhra Pradesh.
- In Bangalore average arrivals are approximately 90,000 quintals from last 3-4 days. Prices are hovering in the range of Rs 3000 to Rs 3500/ quintal.

Onion wholesale Prices & Arrivals in Producing & Consumption Centers



Onion Prices & Arrivals in Major Mandis as on 5.10.2013

Mandis	Nashik	Lasalgaon	Pimpalgaon	Niphad	Pune	Indore	Delhi	Bangalore
Price (Rs/Qtl)	3500-4000	Closed	Closed	Closed	Closed	2000-4300	3000-4000	3000-3800
Arrivals (Qtl)	1200	Closed	Closed	Closed	Closed	10000	18000	120000

Onion Prices & Arrivals in Major Mandis as on 4.10.2013

Mandis	Nashik	Lasalgaon	Pimpalgaon	Niphad	Pune	Indore	Delhi	Bangalore
Price (Rs/Qtl)	3500-4000	Closed	Closed	Closed	3000-4500	2000-4300	3000-4000	3000-3500
Arrivals (Qtl)	600	-	-	-	5250	3500	20000	90000

(Source: AGRIWATCH)

Onion Prices in major markets – Wholesale vs. Retail as on 5 October 2013

Centre	Min. Price	Max. Price	Modal Price	Retail Price
AHMEDABAD	1000	4000	2500	4200
BANGALORE	3000	3800	3400	3000
BHUBANESHWAR	3400	3800	3600	4400
CHANDIGARH	3000	4000	3500	5000
CHENNAI	4000	4400	4200	5000
DELHI	2000	4000	3000	5000
GANGATOK	4000	6000	5000	6000
GUWAHATI	5200	5600	5400	6400
JAIPUR	4000	4200	4105	5200
JAMMU	3500	4000	3800	4500
LASALGAON	3700	4100	3910	4300
LUCKNOW	3200	4200	3700	4500
MUMBAI	3500	4500	4000	5000
NASIK	3500	4000	3810	4200
PATNA	4500	4700	4600	5500
PIMPALGAON	3500	3700	3610	3900
RAIPUR	3800	4300	4100	5000
RANCHI	3300	4000	3800	4500
SHIMLA	4800	5100	4900	6000
SRINAGAR	4200	4700	4600	5000
SURAT	3000	4000	3800	5500
TRIVANDRUM	4500	5500	5000	6000

(Source: State Civil Supplies Dept)

Disclaimer

The information contained in this document has been compiled by Agriwatch from sources believed to be reliable, such as NHB, Agmarknet, etc. and directly from traders in mandis. However, users of this data are requested to use the information with due caution and crosscheck with other sources. This document is not, and should not be construed as an offer to sell or buy any commodities. This document may not be reproduced, distributed or published without the express consent of SFAC



SFAC
लघु कृषक
कृषि व्यापार संघ

Small Farmers'
Agribusiness
Consortium



AGRIWATCH