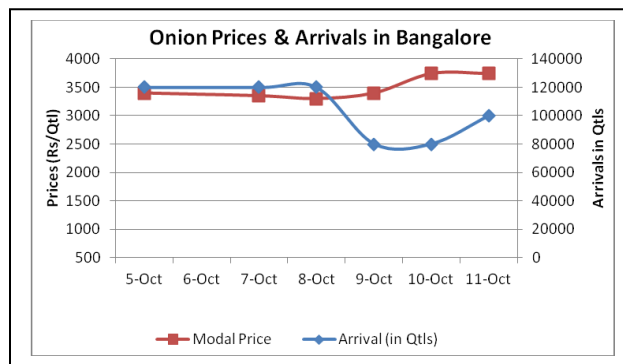
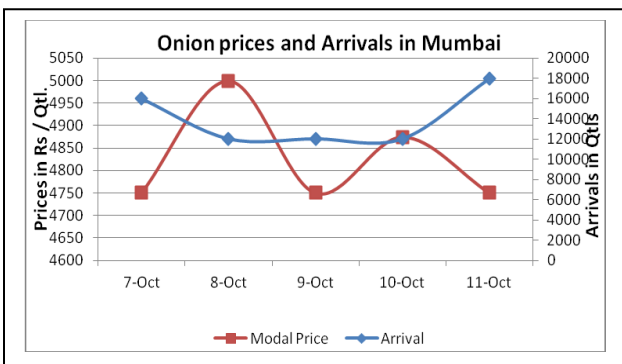
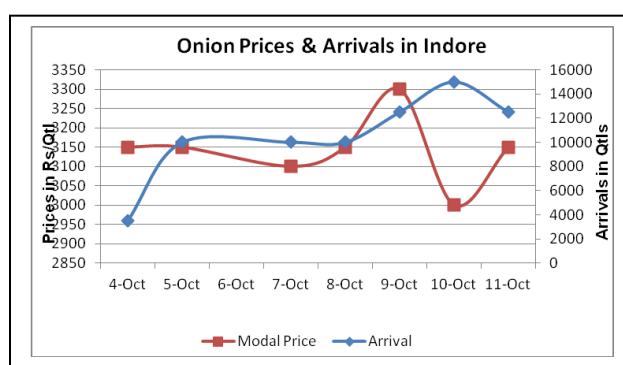
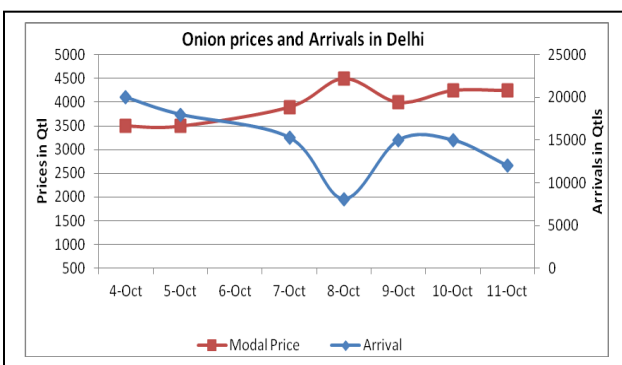


Onion Fundamentals:

- In Bangalore, average arrivals are approximately 95000 quintals from last 3-4 days. Prices are hovering in the range of Rs 3500 to Rs 4000/ quintal.
- In Lasalgaon and Pimpalgaon market prices of onion are hovering in the range of Rs 4400- Rs 4800/ quintal. Fresh onion is also arriving in few districts of Maharashtra with low quantity and expected to increase in next 1-2 weeks.
- In Delhi, onion from Pakistan/Afghanistan is trading at Rs 3300/ quintal. Prices of onion from Maharashtra region has increased by Rs 500 -700/ quintal in last 3-4 days amid lower arrivals from producing regions and trading at Rs 4500-4750/ quintal.
- In Karnataka, Kharif sown area is approximately 101462 hectares compared to previous year total area of 22299 hectares during same season.

Onion wholesale Prices & Arrivals in Producing & Consumption Centers



(Source: AGRIWATCH)

Onion Prices & Arrivals in Major Mandis as on 11.10.2013

Mandis	Nashik	Lasalgaon	Pimpalgaon	Niphad	Pune	Indore	Delhi	Bangalore
Price (Rs/Qtl)	3500-5000	4600-4800	4400-4700	Closed	2500-5200	2000-4300	3500-5000	3500-4000
Arrivals (Qtl)	600	5000	630	-	6000	12500	12000	100000

Onion Prices & Arrivals in Major Mandis as on 10.10.2013

Mandis	Nashik	Lasalgaon	Pimpalgaon	Niphad	Pune	Indore	Delhi	Bangalore
Price (Rs/Qtl)	3500-5000	4300-4500	4000-4500	4200-4500	2500-5000	2000-4000	3500-5000	3500-4000
Arrivals (Qtl)	400	7000	750	1000	6000	15000	15000	80000

(Source: AGRIWATCH)

Onion Prices in major markets – Wholesale vs. Retail as on 11 October 2013

Centre	Min. Price	Max. Price	Modal Price	Retail Price
ABOHAR	3280	3800	3540	4500
AHMEDABAD	1250	4500	2875	4700
BANGALORE	2500	3500	2900	4000
BHOPAL	3200	3600	3400	3800
CHANDIGARH	3200	3800	3500	5000
CHENNAI	3500	4000	3800	5000
DELHI	3100	4875	3987	5500
GANGATOK	4000	6000	5000	6500
GUWAHATI	5200	5400	5300	6200
INDORE	2000	4300	3150	5000
JAIPUR	3900	4100	4005	5200
JAMMU	3500	4000	3700	4500
KOLKATA	5000	5500	5250	6500
LASALGAON	4600	4800	4710	5000
LUCKNOW	3000	3900	3450	4500
MUMBAI	3300	5000	4150	5000
NASIK	4500	4700	4610	4900
PATNA	4800	5000	4900	6200
PIMPALGAON	4300	4700	4510	4900
PUNE	4000	4500	4300	5000
RANCHI	3600	4550	4200	5000
SHIMLA	5100	5500	5300	6000
SRINAGAR	4000	4500	4300	4800
SURAT	3000	3500	3300	5000
TRIVANDRUM	4000	5500	4700	6000

(Source: State Civil Supplies Dept)

Disclaimer

The information contained in this document has been compiled by Agriwatch from sources believed to be reliable, such as NHB, Agmarknet, etc. and directly from traders in mandis. However, users of this data are requested to use the information with due caution and crosscheck with other sources. This document is not, and should not be construed as an offer to sell or buy any commodities. This document may not be reproduced, distributed or published without the express consent of SFAC