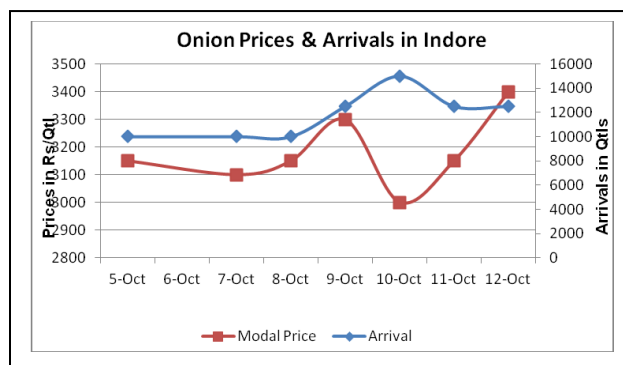
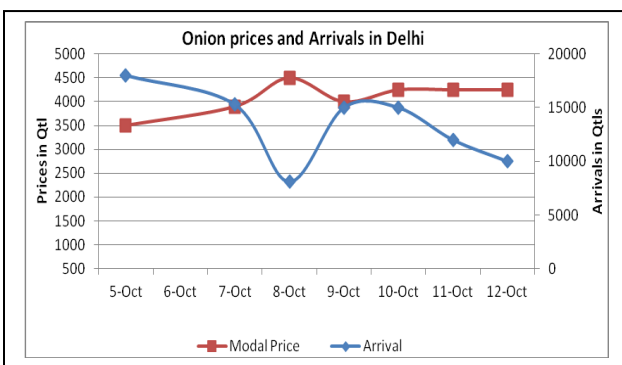
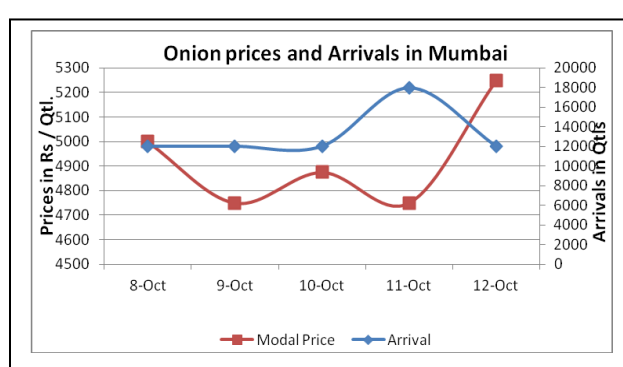
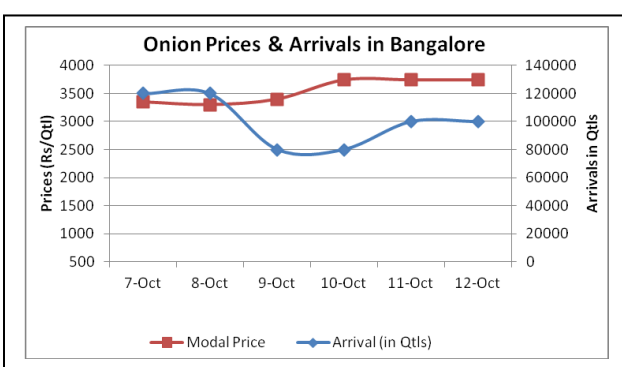


## Onion Fundamentals:

- In Bangalore, average arrivals are approximately 95000 quintals from last 3-4 days. Prices are hovering in the range of Rs 3500 to Rs 4000/ quintal.
- In Lasalgaon and Pimpalgaon market prices of onion are hovering in the range of Rs 4400- Rs 4800/ quintal. Fresh onion is also arriving in few districts of Maharashtra with low quantity and expected to increase in next 1-2 weeks.
- In Delhi, fresh onion from Karnataka and Maharashtra are able to fetch a price of Rs 4600 and Rs 4850/ quintal.
- In Karnataka, Kharif sown area is approximately 101462 hectares compared to previous year total area of 22299 hectares during same season.

## Onion wholesale Prices & Arrivals in Producing & Consumption Centers



(Source: AGRIWATCH)

## Onion Prices & Arrivals in Major Mandis as on 12.10.2013

Mandis	Nashik	Lasalgaon	Pimpalgaon	Niphad	Pune	Indore	Delhi	Bangalore
Price (Rs/Qtl)	3500-4000	Closed	Closed	Closed	Closed	2000-4800	3500-5000	3500-4000
Arrivals (Qtl)	400	Closed	Closed	Closed	Closed	12500	10000	100000

## Onion Prices & Arrivals in Major Mandis as on 11.10.2013

Mandis	Nashik	Lasalgaon	Pimpalgaon	Niphad	Pune	Indore	Delhi	Bangalore
Price (Rs/Qtl)	3500-5000	4600-4800	4400-4700	Closed	2500-5200	2000-4300	3500-5000	3500-4000
Arrivals (Qtl)	600	5000	630	-	6000	12500	12000	100000

(Source: AGRIWATCH)

## Onion Prices in major markets – Wholesale vs. Retail as on 12 October 2013

Centre	Min. Price (Rs/Qtl)	Max. Price (Rs/Qtl)	Modal Price (Rs/Qtl)	Retail Price (Rs/Qtl)
ABOHAR	3000	3750	3375	5000
AHMEDABAD	1000	4750	2875	5000
BHOPAL	3500	4000	3750	4500
CHANDIGARH	3000	4000	3500	6000
CHENNAI	3500	4000	3800	5000
DELHI	3500	5000	3987	5500
GUWAHATI	5300	5500	5400	6500
HYDERABAD	2000	3000	2500	3600
INDORE	2000	4800	3150	5000
JAIPUR	4000	4300	4160	5400
JAMMU	4000	5000	4500	5500
LASALGAON	4700	4800	4760	5000
LUCKNOW	2900	3900	3400	4300
MUMBAI	5000	5500	4150	5000
NAGPUR	2000	4250	3125	6000
NASIK	4300	4600	4450	5000
PATNA	5000	5400	5200	6500
PIMPALGAON	4600	4800	4710	5000
RAIPUR	3500	4400	4200	5000
RANCHI	3580	4600	4300	5000
SHIMLA	5200	5600	5400	6000
SURAT	2500	3000	2800	4500

(Source: State Civil Supplies Dept)

## Disclaimer

The information contained in this document has been compiled by Agriwatch from sources believed to be reliable, such as NHB, Agmarknet, etc. and directly from traders in mandis. However, users of this data are requested to use the information with due caution and crosscheck with other sources. This document is not, and should not be construed as an offer to sell or buy any commodities. This document may not be reproduced, distributed or published without the express consent of SFAC