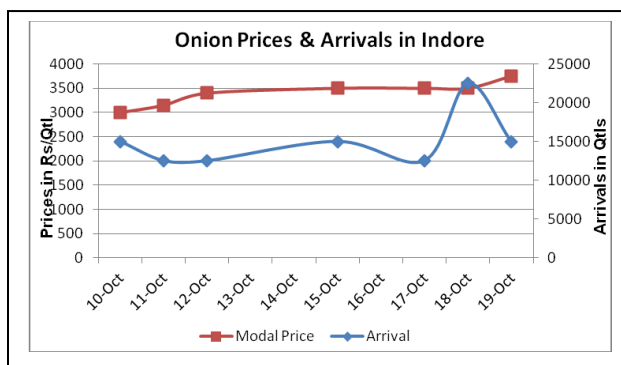
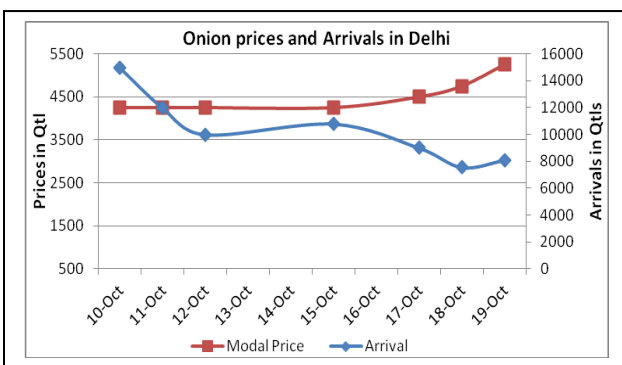
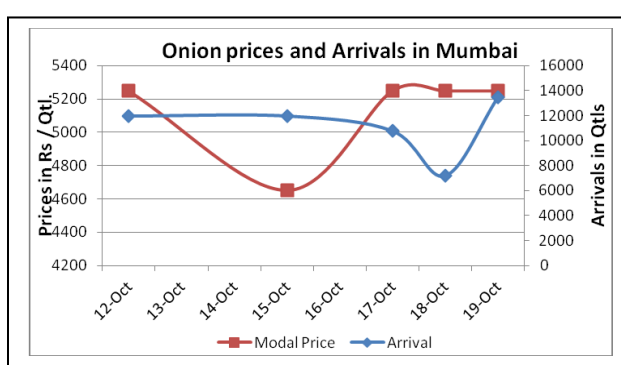
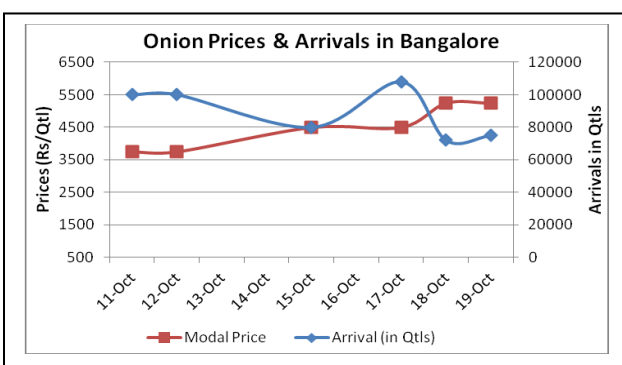


Onion Fundamentals:

- In Bangalore, daily average arrivals are approximately 90000 quintals from last 3-4 days. Prices are hovering in the range of Rs 3500-5000/ quintal.
- In Delhi, imported onion from Pakistan is trading at Rs 4500/ quintal and premium quality of fresh onion from Maharashtra and Karnataka is trading at Rs5250 and Rs 4875/ quintal. Onion from Rajasthan and Haryana are able to fetch price between Rs 3750 to Rs 4350/ quintal.
- Kharif onion sowing is almost completed and it is estimated is to be higher in all major producing states like Maharashtra, Karnataka and Andhra Pradesh.
- In Delhi, Retail prices have increased to Rs 6500/ quintal from Rs 6000/ quintal in last 3-4 days amid lower arrivals.

Onion wholesale Prices & Arrivals in Producing & Consumption Centers



(Source: AGRIWATCH)

Onion Prices & Arrivals in Major Mandis as on 19.10.2013

Mandis	Nashik	Lasalgaon	Pimpalgaon	Niphad	Pune	Indore	Delhi	Bangalore
Price (Rs/Qtl)	3500-5000	Closed	Closed	Closed	Closed	2000-5500	5000-5500	5000-5500
Arrivals (Qtl)	700	Closed	Closed	Closed	Closed	15000	8100	75000

Onion Prices & Arrivals in Major Mandis as on 18.10.2013

Mandis	Nashik	Lasalgaon	Pimpalgaon	Niphad	Pune	Indore	Delhi	Bangalore
Price (Rs/Qtl)	3500-5000	4000-6000	2000-5000	Closed	3500-6200	2000-5000	4000-5500	5000-5500
Arrivals (Qtl)	800	700	1000	Closed	6000	22500	7560	72000

(Source: AGRIWATCH)

Onion Prices in major markets – Wholesale vs. Retail as on 19 October 2013

Centre	Min. Price (Rs/Qtl)	Max. Price (Rs/Qtl)	Modal Price (Rs/Qtl)	Retail Price (Rs/Qtl)
ABOHAR	4000	4670	4335	6000
AHMEDABAD	3000	5500	4250	5700
BANGALORE	3200	4200	3700	5000
BHOPAL	2800	3200	3000	3500
CHANDIGARH	3000	4000	3500	5500
CHENNAI	4600	4800	4700	5600
DELHI	4500	6000	5250	6500
GANGATOK	4000	6000	5000	6000
GUWAHATI	6400	6800	6600	8000
INDORE	2000	5500	3750	4800
JAIPUR	4500	5000	4760	6500
JAMMU	5000	5500	5200	6000
LASALGAON	5000	5400	5210	5600
LUCKNOW	4300	5000	4650	5500
MUMBAI	5000	5500	5250	6000
NASIK	4000	5000	4510	5500
PATNA	5800	6000	5900	7000
PIMPALGAON	4500	5000	4760	5300
RANCHI	4700	4800	4750	6000
SHIMLA	5400	5800	5600	7000
SRINAGAR	3600	4000	3700	4500
SURAT	3500	4000	3800	6000
TRIVANDRUM	5000	5700	5400	6500

(Source: State Civil Supplies Dept)

Disclaimer

The information contained in this document has been compiled by Agriwatch from sources believed to be reliable, such as NHB, Agmarknet, etc. and directly from traders in mandis. However, users of this data are requested to use the information with due caution and crosscheck with other sources. This document is not, and should not be construed as an offer to sell or buy any commodities. This document may not be reproduced, distributed or published without the express consent of SFAC