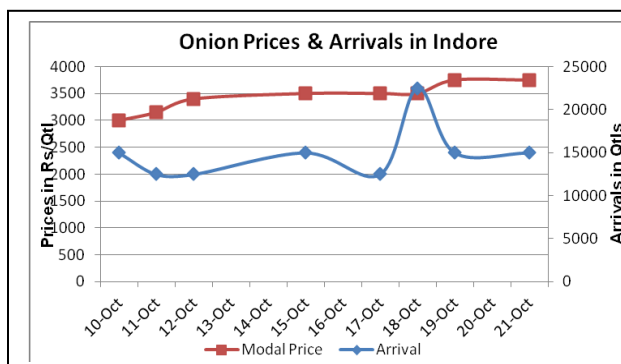
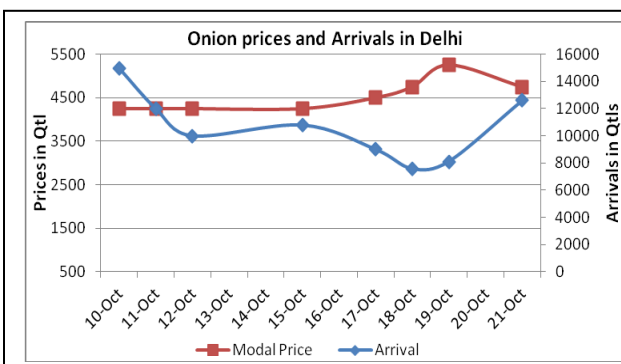
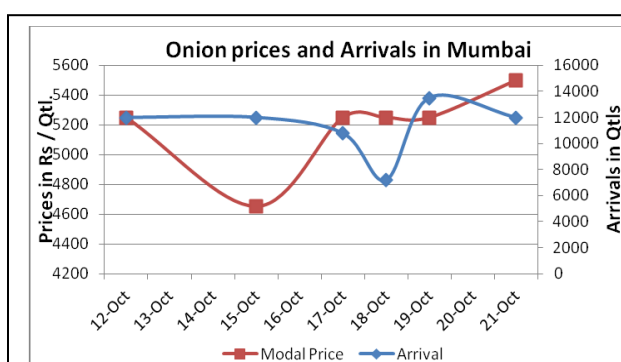
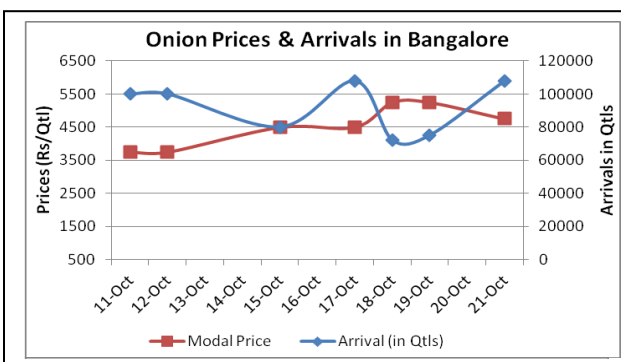


Onion Fundamentals:

- Kharif onion sowing is almost completed and it is estimated to be higher in all major producing states like Maharashtra, Karnataka and Andhra Pradesh.
- In Delhi, Retail prices have increased to Rs 6500/ quintal from Rs 6000/ quintal in last 3-4 days amid lower arrivals.
- In Bangalore, daily average arrivals are approximately 90000 quintals from last 3-4 days. Prices are hovering in the range of Rs 3500-5000/ quintal.
- In Delhi, imported onion from Pakistan is trading at Rs 4500/ quintal and premium quality of fresh onion from Maharashtra and Karnataka is trading at Rs5250 and Rs 4875/ quintal. Onion from Rajasthan and Haryana are able to fetch price between Rs 3750 to Rs 4350/ quintal.

Onion wholesale Prices & Arrivals in Producing & Consumption Centers



(Source: AGRIWATCH)

Onion Prices & Arrivals in Major Mandis as on 21.10.2013

| Mandis | Nashik | Lasalgaon | Pimpalgaon | Niphad | Pune | Indore | Delhi | Bangalore |
|----------------|-----------|-----------|------------|-----------|-----------|-----------|-----------|-----------|
| Price (Rs/Qtl) | 2000-5000 | 5600-5800 | 2500-5000 | 4200-5200 | 3000-6300 | 2000-5500 | 4500-5000 | 4500-5000 |
| Arrivals (Qtl) | 1200 | 800 | 563 | 250 | 8000 | 15000 | 12600 | 108000 |

Onion Prices & Arrivals in Major Mandis as on 19.10.2013

| Mandis | Nashik | Lasalgaon | Pimpalgaon | Niphad | Pune | Indore | Delhi | Bangalore |
|----------------|-----------|-----------|------------|--------|--------|-----------|-----------|-----------|
| Price (Rs/Qtl) | 3500-5000 | Closed | Closed | Closed | Closed | 2000-5500 | 5000-5500 | 5000-5500 |
| Arrivals (Qtl) | 700 | Closed | Closed | Closed | Closed | 15000 | 8100 | 75000 |

(Source: AGRIWATCH)

Onion Prices in major markets – Wholesale vs. Retail as on 21 October 2013

| Centre | Min. Price | Max. Price | Modal Price | Retail Price |
|------------|------------|------------|-------------|--------------|
| AHMEDABAD | 2500 | 5500 | 4000 | 5700 |
| BANGALORE | 3000 | 4200 | 3600 | 5000 |
| BHOPAL | 2600 | 3000 | 2800 | 3500 |
| CHENNAI | 4600 | 5000 | 4800 | 6000 |
| DELHI | 4750 | 6000 | 5375 | 6500 |
| GANGATOK | 4000 | 6000 | 5000 | 6500 |
| GUWAHATI | 6400 | 6600 | 6500 | 8000 |
| INDORE | 2000 | 5500 | 3750 | 5500 |
| JAIPUR | 5000 | 5500 | 5255 | 7000 |
| JAMMU | 6000 | 6500 | 6400 | 7000 |
| KOLKATA | 4700 | 5700 | 5200 | 6500 |
| LASALGAON | 4500 | 5100 | 4800 | 5500 |
| LUCKNOW | 5000 | 5400 | 5200 | 6000 |
| MUMBAI | 4200 | 5800 | 5000 | 6000 |
| NAGPUR | 2000 | 4250 | 3125 | 6000 |
| NASIK | 4600 | 5000 | 4810 | 5400 |
| PATNA | 6600 | 7000 | 6800 | 8500 |
| PIMPALGAON | 4500 | 5000 | 4750 | 5400 |
| RAIPUR | 3700 | 4600 | 4500 | 5600 |
| RANCHI | 5000 | 5500 | 5300 | 6000 |
| SHIMLA | 6000 | 7000 | 6500 | 8000 |
| SRINAGAR | 5000 | 6000 | 5500 | 6500 |
| SURAT | 4500 | 5000 | 4800 | 7000 |

(Source: State Civil Supplies Dept)

Disclaimer

The information contained in this document has been compiled by Agriwatch from sources believed to be reliable, such as NHB, Agmarknet, etc. and directly from traders in mandis. However, users of this data are requested to use the information with due caution and crosscheck with other sources. This document is not, and should not be construed as an offer to sell or buy any commodities. This document may not be reproduced, distributed or published without the express consent of SFAC