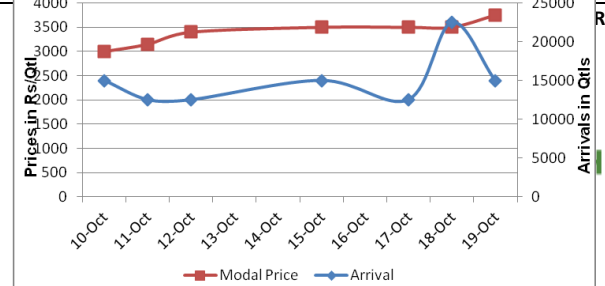
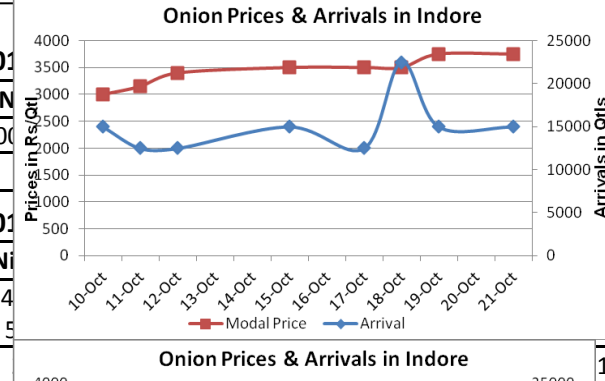
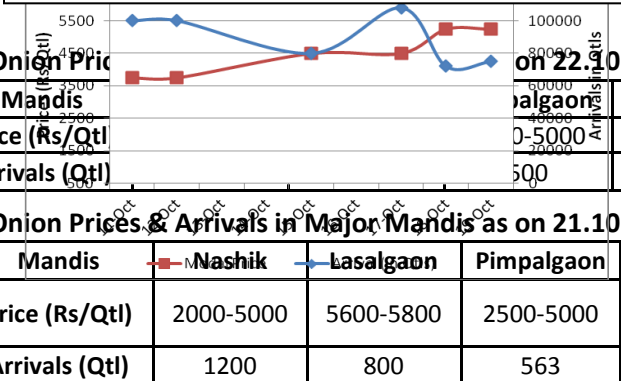
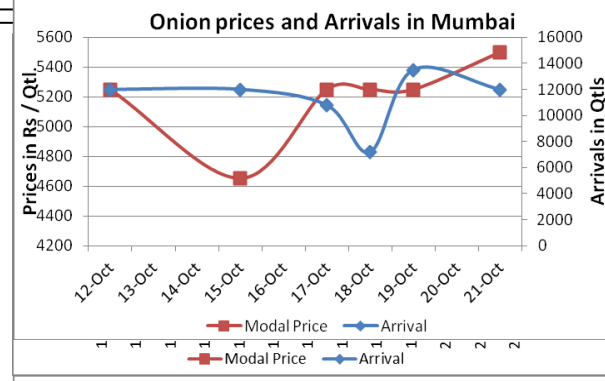
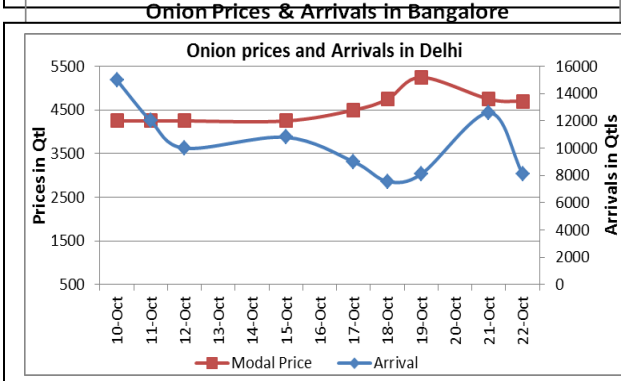
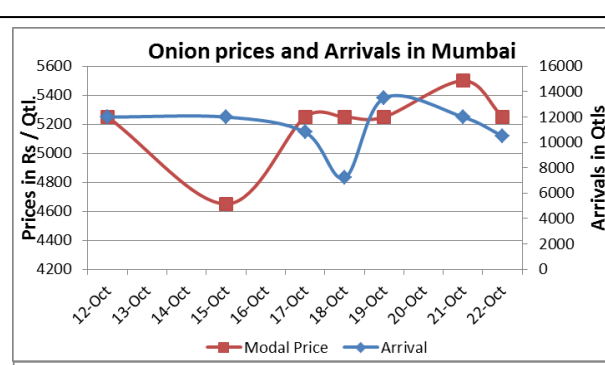
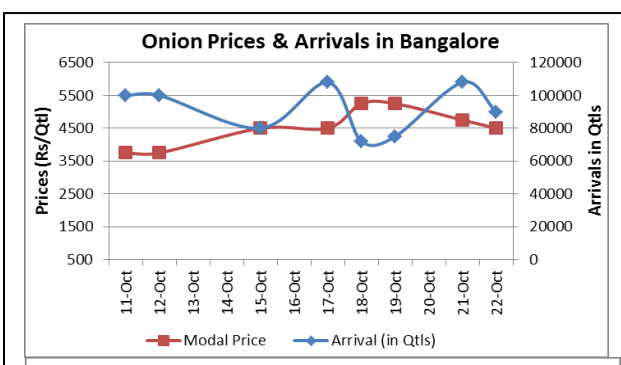


Onion Fundamentals:

- Farmers are holding on to their stocks expecting better prices in festival season.
- Onion supplies to Delhi increased 10-15%, in the last 24 hours and brought down the price by Rs 100 quintal at the wholesale level.
- Kharif onion sowing is almost completed and it is estimated is to be higher in all major producing states like Maharashtra, Karnataka and Andhra Pradesh.
- In Bangalore, daily average arrivals are approximately 90000 quintals from last 3-4 days. Prices are hovering in the range of Rs 3500-5000/ quintal.
- In Delhi, imported onion from Pakistan is trading at Rs 4500/ quintal and premium quality of fresh onion from Maharashtra and Karnataka is trading at Rs5250 and Rs 4875/ quintal. Onion from Rajasthan and Haryana are able to fetch price between Rs 3750 to Rs 4350/ quintal.

Onion wholesale Prices & Arrivals in Producing & Consumption Centers



SFAC
लघु कृषक
कुषि व्यापार संघ

**Small Farmers'
Agribusiness
Consortium**

Onion Prices & Arrivals in Bangalore
Price (Rs/Qtl) 3000-5000
Arrivals (Qtl) 90000

Onion Prices & Arrivals in Bangalore
Price (Rs/Qtl) 3000-5000

Onion Prices & Arrivals in Bangalore
Arrivals (Qtl) 108000

Onion Prices & Arrivals in Bangalore
Price (Rs/Qtl) 3000-5000

Onion Prices in major markets – Wholesale vs. Retail as on 22 October 2013

Centre	Min. Price	Max. Price	Modal Price	Retail Price
AHMEDABAD	3500	5750	4625	6000
BANGALORE	3000	4300	3700	5000
BHOPAL	5000	6000	5500	7000
BHUBANESHWAR	4800	5000	4900	5300
CHENNAI	4000	6000	5000	6500
DEHRADUN	5000	5700	5200	7000
DELHI	4750	6000	5375	6500
GANGATOK	4000	6000	5000	6500
GUWAHATI	6200	6600	6400	8000
HYDERABAD	1700	2200	2000	2600
INDORE	2000	5500	3750	5500
JAIPUR	5000	5300	5160	6600
JAMMU	6000	6500	6400	7000
KOLKATA	3750	5000	4375	6200
LASALGAON	5000	5500	5300	5700
LUCKNOW	5000	5500	5250	6200
MUMBAI	4500	6000	5250	6000
NASIK	5000	5400	5210	5600
PATNA	6500	7000	6750	8500
PIMPALGAON	5300	5700	5510	5900
RAIPUR	3800	4600	4500	5600
RANCHI	5050	5500	5350	6000
SHIMLA	6600	7000	6800	8000
SRINAGAR	6000	6700	6500	7000
SURAT	5000	5500	5300	7000
TRIVANDRUM	5000	6000	5500	6700

(Source: State Civil Supplies Dept)

Disclaimer

The information contained in this document has been compiled by Agriwatch from sources believed to be reliable, such as NHB, Agmarknet, etc. and directly from traders in mandis. However, users of this data are requested to use the information with due caution and crosscheck with other sources. This document is not, and should not be construed as an offer to sell or buy any commodities. This document may not be reproduced, distributed or published without the express consent of SFAC