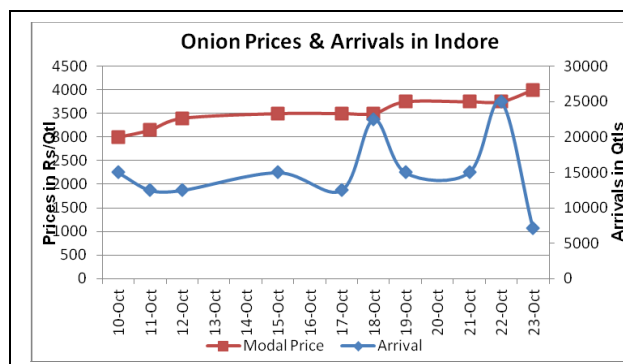
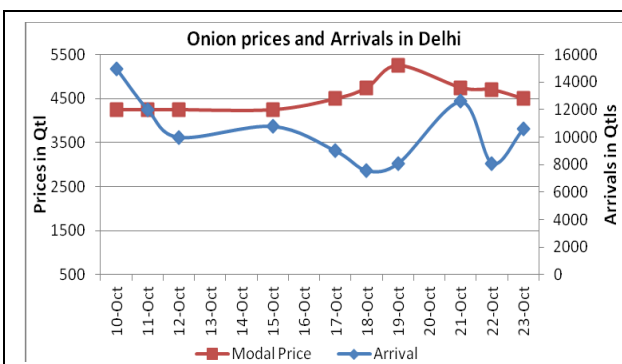
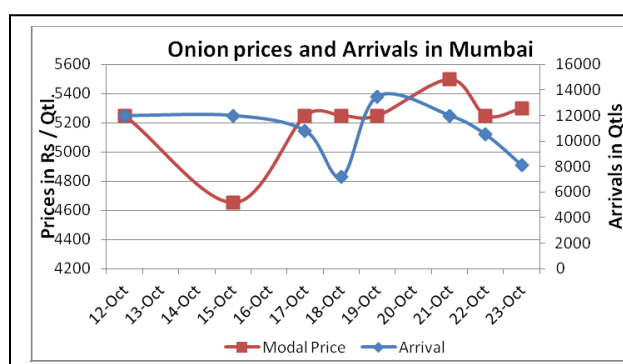
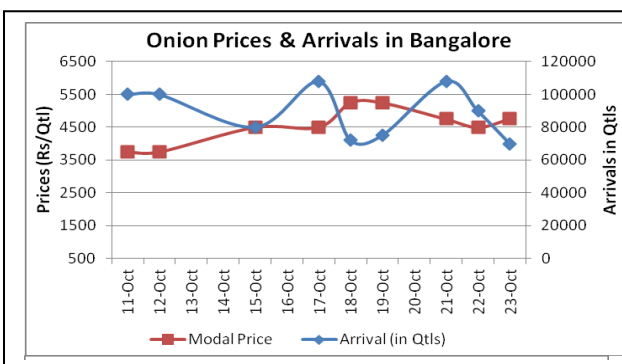


## Onion Fundamentals:

- Onion arrivals in Indore mandi is affected to rains. Yesterday arrivals dip to 7000 Qtl from 22000 Qtl.
- Delay in harvesting of Kharif onion sowing is causing price to rise. Normally, kharif onion starts coming to market by mid of October, but this year due to rains during 1<sup>st</sup> week of Oct, harvesting has shifted by 10-15 days. According to market sources, onion arrivals should start from 1<sup>st</sup> week of November.
- Late kharif sowing has also started in some pockets of Maharashtra. In some parts, it is also delayed due to rain. As per our initial intention survey of farmer, late kharif sowing is estimated to be by higher by 20% than previous year.
- In Bangalore, daily average arrivals are hovering in the range 60000-75000 Qtl quintals from last 3-4 days. Prices are hovering in the range of Rs 4200-5000/ quintal.
- In Delhi, premium quality of fresh onion from Maharashtra and Karnataka is trading at Rs 5250 and Rs 4875/ quintal. Onion from Rajasthan and Haryana are sold between Rs 3500 - 4000/ quintal.

## Onion wholesale Prices & Arrivals in Producing & Consumption Centers



(Source: AGRIWATCH)

## Onion Prices & Arrivals in Major Mandis as on 23.10.2013

Mandis	Nashik	Lasalgaon	Pimpalgaon	Niphad	Pune	Indore	Delhi	Bangalore
Price (Rs/Qtl)	2000-5000	5800-6000	2800-5500	-	3000-6500	2000-6000	4000-5000	4500-5000
Arrivals (Qtl)	600	400	438	-	6000	7200	10620	70000

## Onion Prices & Arrivals in Major Mandis as on 22.10.2013

Mandis	Nashik	Lasalgaon	Pimpalgaon	Niphad	Pune	Indore	Delhi	Bangalore
Price (Rs/Qtl)	2000-5000	5500-6000	2500-5000	4000-5000	3200-6500	2000-5500	4400-5000	4000-5000
Arrivals (Qtl)	400	700	500	100	5000	22000	8100	90000

(Source: AGRIWATCH)

## Onion Prices in major markets – Wholesale vs. Retail as on 23 October 2013

Centre	Min. Price	Max. Price	Modal Price	Retail Price
ABOHAR	4500	5270	4885	7000
AHMEDABAD	2500	5750	4125	6000
BANGALORE	3400	4600	3800	5500
BHUBANESHWAR	5200	5400	5300	6200
CHANDIGARH	3750	4500	4125	7000
CHENNAI	5500	6000	5800	7000
DELHI	4750	6500	5625	7000
GUWAHATI	6300	6500	6400	8000
HYDERABAD	2000	3000	2500	3500
INDORE	2000	6000	4000	6000
JAIPUR	4700	5000	4855	6500
JAMMU	6500	7000	6800	8000
KOLKATA	3750	5000	4375	6500
LASALGAON	5500	6000	5760	6200
LUCKNOW	5200	5500	5350	6500
MUMBAI	4300	6300	5300	7000
NASIK	5400	5800	5610	6000
PATNA	6600	7200	6900	9000
PIMPALGAON	5700	5900	5810	6100
PUNE	4200	4700	4500	5000
RAIPUR	3800	4800	4600	6000
RANCHI	5100	5400	5180	6000
SHIMLA	7000	7500	7300	8000
SRINAGAR	6400	6800	6600	7000
SURAT	5000	6000	5800	8000
TRIVANDRUM	5400	6200	5700	7000

(Source: State Civil Supplies Dept)

## Disclaimer

The information contained in this document has been compiled by Agriwatch from sources believed to be reliable, such as NHB, Agmarknet, etc. and directly from traders in mandis. However, users of this data are requested to use the information with due caution and crosscheck with other sources. This document is not, and should not be construed as an offer to sell or buy any commodities. This document may not be reproduced, distributed or published without the express consent of SFAC