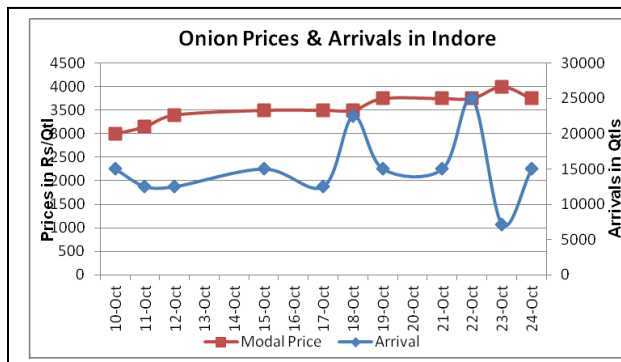
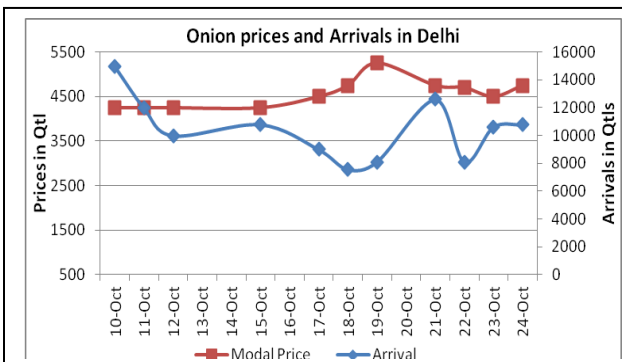
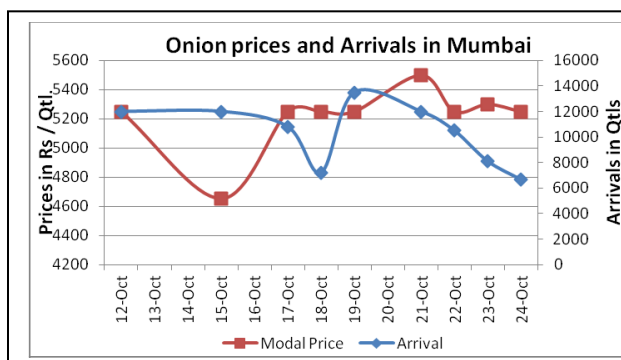
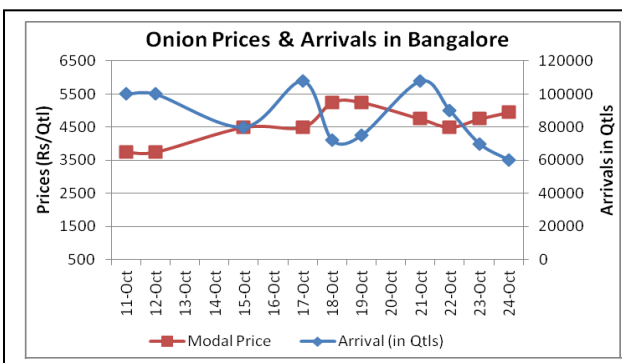


## Onion Fundamentals:

- Onion arrivals affected in the various growing regions due to heavily rainfall.
- Delay in harvesting of Kharif onion sowing is causing price to rise. Normally, kharif onion starts coming to market by mid of October, but this year due to rains during 1<sup>st</sup> week of Oct, harvesting has shifted by 10-15 days. According to market sources, onion arrivals should start from 1<sup>st</sup> week of November.
- Late kharif sowing has also started in some pockets of Maharashtra. In some parts, it is also delayed due to rain. As per our initial intention survey of farmer, late kharif sowing is estimated to be by higher by 20% than previous year.
- In Bangalore, daily average arrivals are hovering in the range 60000-75000 Qtl quintals from last 3-4 days. Prices are hovering in the range of Rs 4200-5000/ quintal.
- In Delhi, premium quality of fresh onion from Maharashtra and Karnataka is trading at Rs 5250 and Rs 4875/ quintal. Onion from Rajasthan and Haryana are sold between Rs 3500 - 4000/ quintal.

## Onion wholesale Prices & Arrivals in Producing & Consumption Centers



(Source: AGRIWATCH)

## Onion Prices & Arrivals in Major Mandis as on 24.10.2013

Mandis	Nashik	Lasalgaon	Pimpalgaon	Niphad	Pune	Indore	Delhi	Bangalore
Price (Rs/Qtl)	2000-5000	5400-5600	3500-5000	4200-5500	3000-6500	2000-5500	4000-5500	4500-5400
Arrivals (Qtl)	1000	700	500	150	7000	15000	10800	60000

## Onion Prices & Arrivals in Major Mandis as on 23.10.2013

Mandis	Nashik	Lasalgaon	Pimpalgaon	Niphad	Pune	Indore	Delhi	Bangalore
Price (Rs/Qtl)	2000-5000	5800-6000	2800-5500	-	3000-6500	2000-6000	4000-5000	4500-5000
Arrivals (Qtl)	600	400	438	-	6000	7200	10620	70000

(Source: AGRIWATCH)

## Onion Prices in major markets – Wholesale vs. Retail as on 24 October 2013

Centre	Min. Price	Max. Price	Modal Price	Retail Price
ABOHAR	4000	4760	4380	7000
AMRITSAR	4000	5500	4500	7000
BANGALORE	3500	4700	4000	5800
BHOPAL	6500	7500	7000	9000
BHUBANESHWAR	5800	6000	5900	6600
CHANDIGARH	4000	4500	4250	8000
CHENNAI	6000	7000	6500	8000
DEHRADUN	5000	5800	5400	7000
DELHI	4750	6400	5575	7000
GUWAHATI	6300	6500	6400	8000
HYDERABAD	2500	3500	3000	4500
INDORE	2000	5500	3750	6200
JAIPUR	5000	5500	5260	7000
JAMMU	6500	7000	6800	8000
LASALGAON	5000	5500	5300	5700
LUCKNOW	5200	6000	5600	7000
MUMBAI	4000	6500	5250	7000
NASIK	4800	5400	5110	5600
PATNA	5500	6500	6000	8000
PIMPALGAON	5000	5400	5210	5600
PUNE	4000	4600	4400	5200
RAIPUR	3800	5000	4800	6000
RANCHI	5085	5300	5170	6000
SHIMLA	7000	7300	7100	8000
SRINAGAR	6500	6800	6700	7500

(Source: State Civil Supplies Dept)

## Disclaimer

The information contained in this document has been compiled by Agriwatch from sources believed to be reliable, such as NHB, Agmarknet, etc. and directly from traders in mandis. However, users of this data are requested to use the information with due caution and crosscheck with other sources. This document is not, and should not be construed as an offer to sell or buy any commodities. This document may not be reproduced, distributed or published without the express consent of SFAC