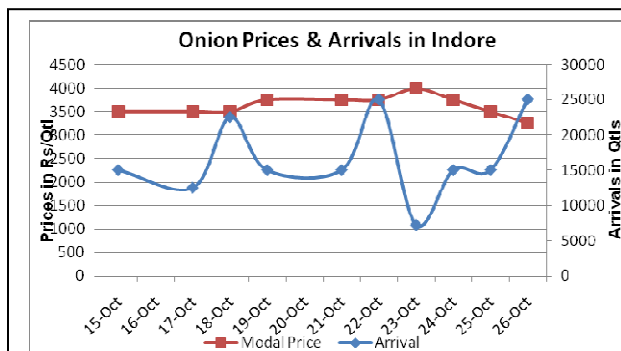
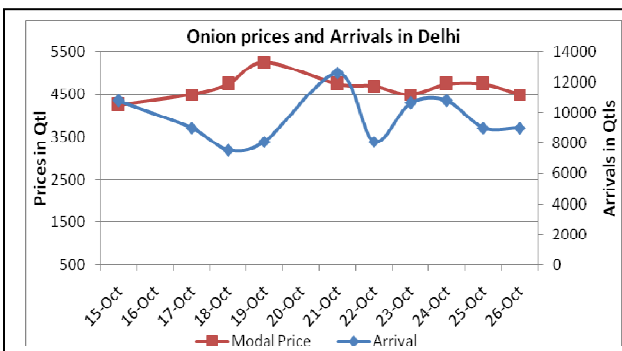
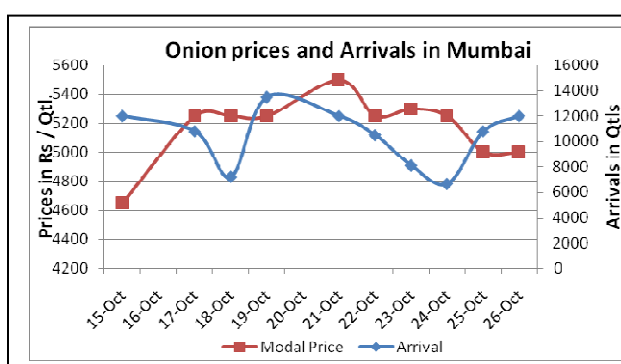
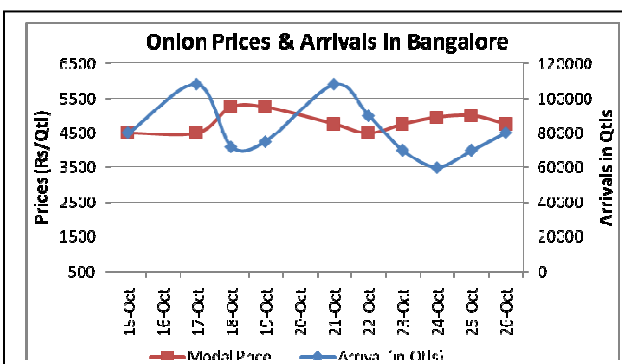


## Onion Fundamentals:

- Arrivals have increased in Indore, Mumbai and Bangalore. Prices were also eased by Rs. 200-300/Qtl
- Delay in harvesting of Kharif onion sowing is causing price to rise. Normally, kharif onion starts coming to market by mid of October, but this year due to rains during 1<sup>st</sup> week of Oct, harvesting has shifted by 10-15 days. According to market sources, onion arrivals should start from 1<sup>st</sup> week of November.
- Late kharif sowing has also started in Maharashtra. Approx 70000 Hectare has been sown so far, as per state agriculture data. Average acreage during late kharif in Maharashtra is approx 110000 Hectare.
- As per our initial intention survey of farmer, late kharif sowing is estimated to be by higher by 20% than previous year.

## Onion wholesale Prices & Arrivals in Producing & Consumption Centers



(Source: AGRIWATCH)

## Onion Prices & Arrivals in Major Mandis as on 25.10.2013

Mandis	Nashik	Lasalgaon	Pimpalgaon	Niphad	Pune	Indore	Delhi	Bangalore
Price (Rs/Qtl)	2000-5000	5500-6000	3000-4500	Closed	3000-6500	2000-5000	4000-5500	4500-5500
Arrivals (Qtl)	600	900	563	-	7000	15000	9000	70000

## Onion Prices & Arrivals in Major Mandis as on 24.10.2013

Mandis	Nashik	Lasalgaon	Pimpalgaon	Niphad	Pune	Indore	Delhi	Bangalore
Price (Rs/Qtl)	2000-5000	5400-5600	3500-5000	4200-5500	3000-6500	2000-5500	4000-5500	4500-5400
Arrivals (Qtl)	1000	700	500	150	7000	15000	10800	60000

(Source: AGRIWATCH)

## Onion Prices in major markets – Wholesale vs. Retail as on 26 October 2013

Centre	Min. Price	Max. Price	Modal Price	Retail Price
ABOHAR	4500	5250	4875	8000
AHMEDABAD	3000	6000	4500	6300
BANGALORE	4000	4800	4400	5500
BHOPAL	6000	7000	6500	7500
BHUBANESHWAR	5400	5800	5600	6600
CHANDIGARH	4500	5000	4750	6000
CHENNAI	5500	6500	6000	7500
DELHI	4000	5000	4500	6500
DEHRADUN	5000	6000	5500	8000
GUWAHATI	6300	6600	6500	7800
HYDERABAD	3500	5000	4000	6000
INDORE	2000	4500	3250	6200
JAIPUR	5000	5300	5160	6600
JAMMU	6000	6500	6200	7500
LASALGAON	4600	5400	5010	5800
LUCKNOW	5150	5750	5450	7000
MUMBAI	4500	5500	5000	7000
NASIK	5000	5600	5300	5900
PATNA	5500	6000	5750	7800
PIMPALGAON	5000	5600	5310	6000
RAIPUR	4000	5000	4850	6000
RANCHI	4000	5200	4800	7000
SHIMLA	7500	7700	7600	8000
SRINAGAR	7000	7500	7300	7800
SURAT	5000	6000	5800	8000
TRIVANDRUM	6000	6800	6400	7500

(Source: State Civil Supplies Dept)

### Disclaimer

The information contained in this document has been compiled by Agriwatch from sources believed to be reliable, such as NHB, Agmarknet, etc. and directly from traders in mandis. However, users of this data are requested to use the information with due caution and crosscheck with other sources. This document is not, and should not be construed as an offer to sell or buy any commodities. This document may not be reproduced, distributed or published without the express consent of SFAC



**SFAC**  
लघु कृषक  
कुषि व्यापार संघ

Small Farmers'  
Agribusiness  
Consortium



**AGRIWATCH**