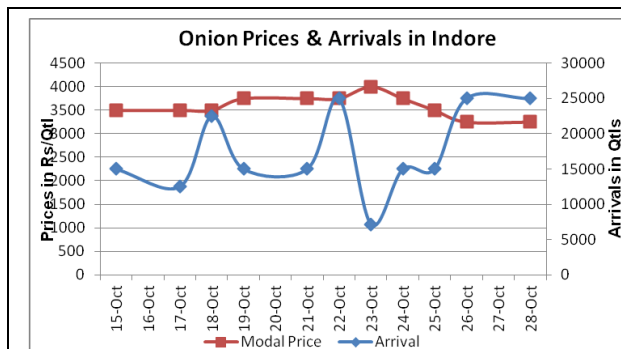
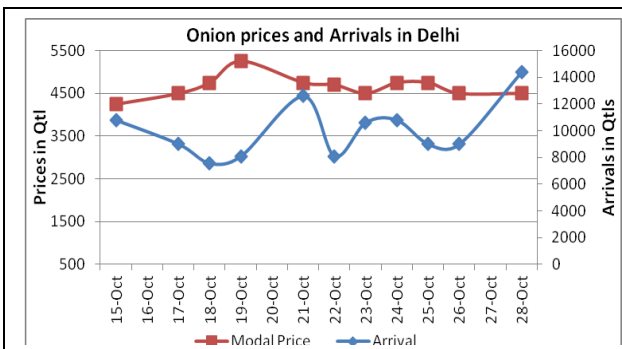
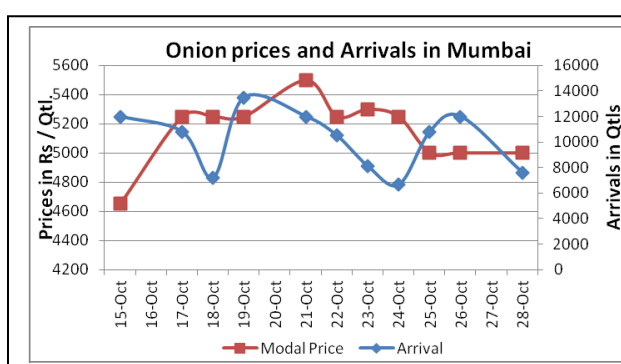
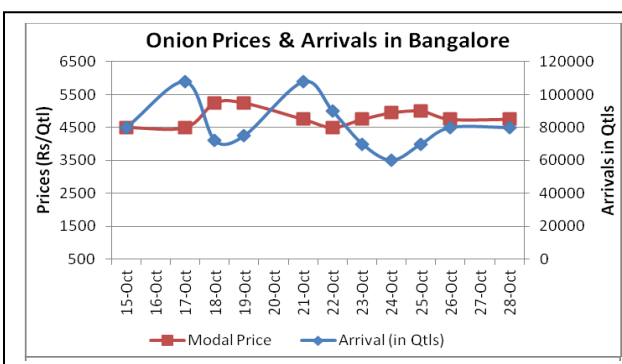


Onion Fundamentals:

- Arrivals have increased in Delhi, Indore and Bangalore market on Monday.
- As per our initial intention survey of farmer, late kharif sowing is estimated to be by higher by 20% than previous year.
- Delay in harvesting of Kharif onion sowing is causing price to rise. Normally, kharif onion starts coming to market by mid of October, but this year due to rains during 1st week of Oct, harvesting has shifted by 10-15 days. According to market sources, onion arrivals should start from 1st week of November.
- Late kharif sowing has also started in Maharashtra. Approx 70000 Hectare has been sown so far, as per state agriculture data. Average acreage during late kharif in Maharashtra is approx 110000 Hectare.

Onion wholesale Prices & Arrivals in Producing & Consumption Centers



(Source: AGRIWATCH)

Onion Prices & Arrivals in Major Mandis as on 28.10.2013

Mandis	Nashik	Lasalgaon	Pimpalgaon	Niphad	Pune	Indore	Delhi	Bangalore
Price (Rs/Qtl)	2000-4000	3500-4000	3000-5300	-	3000-6700	2000-4500	4000-5000	4500-5000
Arrivals (Qtl)	1500	925	500	-	3750	25000	14400	80000

Onion Prices & Arrivals in Major Mandis as on 26.10.2013

Mandis	Nashik	Lasalgaon	Pimpalgaon	Niphad	Pune	Indore	Delhi	Bangalore
Price (Rs/Qtl)	2000-5000	Closed	Closed	Closed	Closed	2000-4500	4000-5000	4500-500
Arrivals (Qtl)	800	-	-	-	-	25000	9900	80000

(Source: AGRIWATCH)

Onion Prices in major markets – Wholesale vs. Retail as on 28 October 2013

Centre	Min. Price	Max. Price	Modal Price	Retail Price
ABOHAR	4000	5000	4500	7000
AHMEDABAD	2500	5500	4000	5700
AMRITSAR	3500	4200	3700	5500
BANGALORE	3000	4200	3800	5000
CHANDIGARH	4250	5000	4625	5500
CHENNAI	5000	6000	5500	7000
DELHI	4500	5500	5000	6000
GANGATOK	5000	6500	6000	7500
GUWAHATI	6200	6400	6300	7400
HYDERABAD	2500	4000	3000	6000
JAIPUR	4500	5000	4755	6000
JAMMU	5500	6000	5800	7000
KOLKATA	4750	5750	5250	6800
LASALGAON	3300	4300	3850	4500
MUMBAI	3800	6200	5000	7000
NASIK	3700	4300	4010	4500
PATNA	4500	4800	4650	6000
PIMPALGAON	3800	4400	4120	4600
PUNE	3700	4900	4200	5500
RANCHI	4100	5300	5080	7000
SHIMLA	7300	7500	7400	8000
SRINAGAR	7000	7400	7200	7800
TRIVENDRUM	6000	6700	6500	7500

(Source: State Civil Supplies Dept)

Disclaimer

The information contained in this document has been compiled by Agriwatch from sources believed to be reliable, such as NHB, Agmarknet, etc. and directly from traders in mandis. However, users of this data are requested to use the information with due caution and crosscheck with other sources. This document is not, and should not be construed as an offer to sell or buy any commodities. This document may not be reproduced, distributed or published without the express consent of SFAC