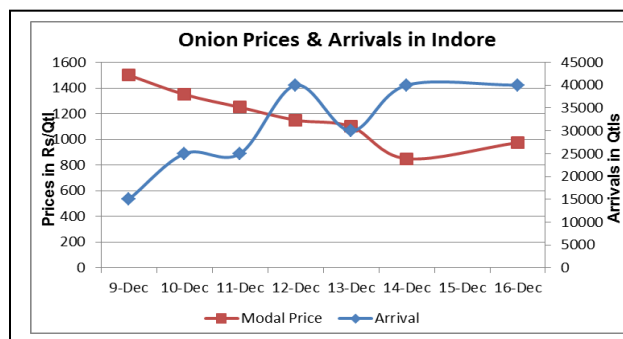
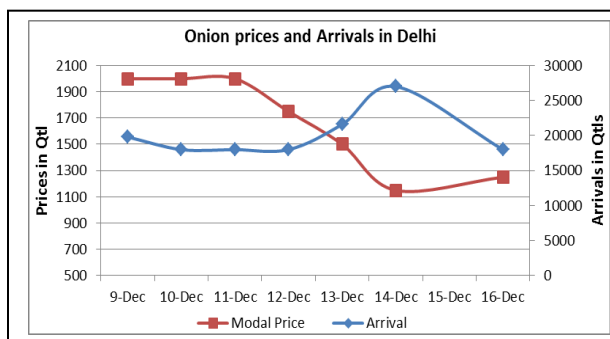
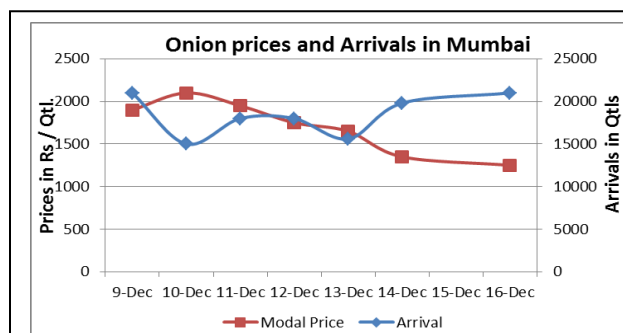
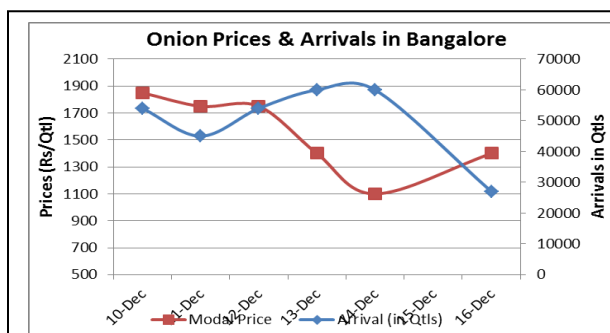


Onion Fundamentals:

- Mostly in major market onion prices have fallen as this time is peak time for arrivals which are majorly coming from Maharashtra, Rajasthan, M.P and Karnataka.
- In Delhi, approximately 75% of onion is arriving in market from Rajasthan only and rest of the 25% is arriving from Maharashtra, M.P and Karnataka.
- In Solapur and Pimpalgaon markets maximum arrivals are arriving in market. On a daily basis approximately 50,000 and 30,000 quintals are arriving in market respectively.
- In Lasalgaon and Pimpalgaon market, modal prices of onion are hovering in the range of Rs 1550- Rs 1750/ quintal in last 2-3 days. Daily average arrivals are approximately 22000 quintals and 28000 quintals respectively.
- In Bangalore, approximately 70% of onion is arriving in market from local region only and rest of the 30% is arriving from Maharashtra.

Onion wholesale Prices & Arrivals in Producing & Consumption Centers



(Source: AGRIWATCH)

Onion Prices & Arrivals in Major Mandis as on 16.12.2013

Mandis	Nashik	Lasalgaon	Pimpalgaon	Niphad	Pune	Indore	Delhi	Bangalore
Price (Rs/Qtl)	800-1200	800-1200	-	500-1150	1200-1600	500-1450	1000-1500	1000-1800
Arrivals (Qtl)	2000	22000	-	15600	15000	40000	18000	27000

Onion Prices & Arrivals in Major Mandis as on 14.12.2013

Mandis	Nashik	Lasalgaon	Pimpalgaon	Niphad	Pune	Indore	Delhi	Bangalore
Price (Rs/Qtl)	1000-1300	Closed	Closed	1200-1600	Closed	500-1200	800-1500	1000-1200
Arrivals (Qtl)	2000	Closed	Closed	12000	Closed	40000	27000	60000

(Source: AGRIWATCH)

Onion Prices in major markets – Wholesale vs. Retail as on 16 December 2013

Centre	Min. Price	Max. Price	Modal Price	Retail Price
AHMEDABAD	1000	1500	1250	1350
AMRITSAR	2100	2500	2300	3000
BANGALORE	800	1200	1000	2000
BARAUT	2000	2100	2050	2400
CHANDIGARH	1600	2000	1800	2700
CHENNAI	2000	2500	2250	3600
DELHI	1125	1875	1500	3500
GANGATOK	2000	2500	2400	3000
GUWAHATI	2500	2600	2550	3800
HYDERABAD	1400	1800	1600	2200
INDORE	500	1450	975	2300
JAIPUR	1400	1500	1460	2600
JAMMU	1500	1800	1700	2200
LASALGAON	900	1181	1075	1400
LUCKNOW	2000	2200	2100	2800
MUMBAI	1300	1900	1600	2000
NAGPUR	2250	2750	2500	5000
NASIK	1100	1300	1210	1500
PATNA	1700	1800	1750	2400
PIMPALGAON	700	1100	951	1300
PUNE	1500	2000	1750	3000
RANCHI	1700	1800	1750	2500
SRINAGAR	2300	2700	2600	3000
SURAT	1500	2000	1800	3000

(Source: State Civil Supplies Dept)

Disclaimer

The information contained in this document has been compiled by Agriwatch from sources believed to be reliable, such as NHB, Agmarknet, etc. and directly from traders in mandis. However, users of this data are requested to use the information with due caution and crosscheck with other sources. This document is not, and should not be construed as an offer to sell or buy any commodities. This document may not be reproduced, distributed or published without the express consent of SFAC