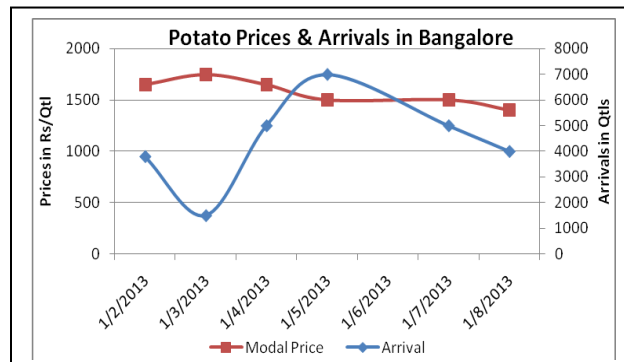
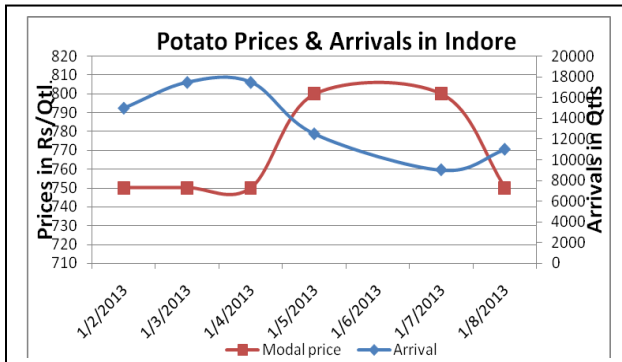
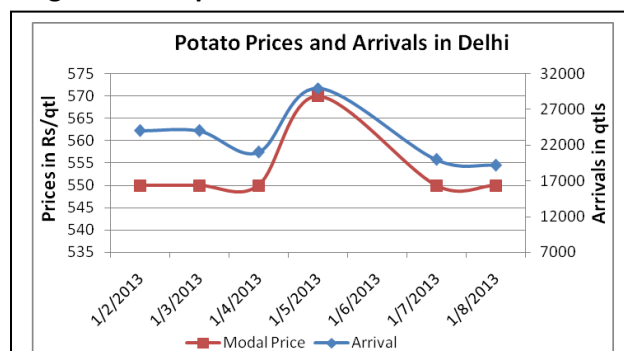
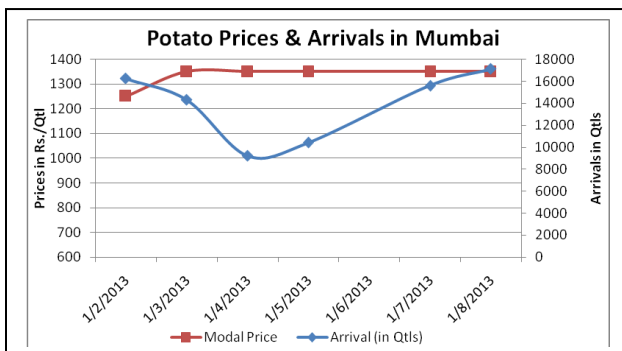


Potato Fundamentals:

- Potato futures at MCX moved up further and closed higher by 15-30/Qtl. There is fear in market that recent cold waves and no sunlight in north India especially in Punjab and UP, could affect the growth of potato size this year. Sunlight is necessary for growth of potato size.
- Potato area in Punjab was lower this year by 10-15% as farmers have shifted to Wheat. So far 25-30% of potato has been harvested in Punjab.
- Yesterday potato futures of March contract touched a high of Rs. 801 but closed near 792.
- Wholesale Potato prices in Azadpur mandi of Delhi are trading in the range of Rs. 500-600/Qtl and retail prices are hovering in the range of Rs. 10-12/Kg

Potato Prices & Arrivals in Producing & Consumption Centers



(Source: AGRIWATCH)

Potato Prices & Arrivals in major Mandi as on 09/01/2013

Mandi	Ludhiana	Khandauli	Farrukhabad	Kanpur	Indore	Ahmedabad	Bangalore
Price (in Qtl)	400-440	700-800	485	550-750	500-1200	650-1450	1200-1600
Arrivals (in Qtl)	2000	4800	28000	17600	7500	7163	4000

Potato Prices & Arrivals in major Mandi as on 08/01/2013

Mandi	Ludhiana	Khandauli	Farrukhabad	Kanpur	Indore	Ahmedabad	Bangalore
Price (in Qtl)	400-440	700-800	500-510	600-750	500-1000	600-1425	1100-1700
Arrivals (in Qtl)	2500	3520	32000	14400	11000	10302	4000

(Source: Agriwatch)



SFAC
लघु कृषक
कृषि व्यापार संघ

Small Farmers'
Agribusiness
Consortium



AGRIWATCH

MCX- Potato Futures Analysis: (as on 9th Jan 2013)

Symbol	Exchange	Expiry Date	Today's Close Price	Previous Close Price	Net Change	Today's Open Interest	Previous Day Open Interest	Change
POTATO	MCX	15-Mar-13	792	777.9	14.10	24570	18720	5850
POTATO	MCX	15-Apr-13	763.2	733.8	29.40	14940	11490	3450
POTATO	MCX	15-May-12	753.2	724.2	29.00	23010	20640	2370
				Total				11670

(Source: MCX)

Daily Price Chart of MCX- Agra March Contract:



(Source: AGRIWATCH)

Potato March future contract touched high of Rs. 801 at opening session but later on it shed prices and closed at 792. Candlestick pattern suggest prices could come down up to Rs. 778-780 level and from here it could further rise. Closing below Rs. 770 could drag prices further down to Rs. 755-60 level.

Potato Prices in major markets – Wholesale vs. Retail as on 9th January 2013

Centre	Wholesale Prices (Rs/ qtl)	Retail Price (Rs/ kg)	Centre	Wholesale Prices (Rs/ qtl)	Retail Price (Rs/ kg)
NORTH ZONE			EAST ZONE		
CHANDIGARH	900	9	PATNA	1100	13
DELHI	663	10	BHAGALPUR	NR	NR
HISAR	800	9	RANCHI	NR	12
KARNAL	800	9	BHUBANESHWAR	880	12
SHIMLA	600	10	CUTTACK	900	12
MANDI	1400	16	SAMBALPUR	800	12
SRINAGAR	NR	20	KOLKATA	850	11
JAMMU	680	15	SILIGURI	800	10
AMRITSAR	600	10	NORTH-EAST ZONE		
LUDHIANA	800	10	ITANAGAR	NR	NR
BATHINDA	400	9	GUWAHATI	NR	10
LUCKNOW	800	10	SHILLONG	1300	18
KANPUR	600	8	AIZWAL	NR	NR
VARANASI	900	10	DIMAPUR	1500	20
AGRA	600	8	AGARTALA	1250	18
DEHRADUN	NR	NR	SOUTH ZONE		
WEST ZONE			PORT BLAIR	2100	24
RAIPUR	1400	16	HYDERABAD	1800	20
PANAJI	NR	NR	VIJAYWADA	1633	18
AHMEDABAD	1300	18	BENGALURU	1900	21
RAJKOT	800	10	DHARWAD	1300	15
BHOPAL	1300	15	T.PURAM	NR	NR
INDORE	1000	15	ERNAKULAM	NR	NR
GWALIOR	NR	NR	KOZHIKODE	NR	NR
JABALPUR	800	14	PUDUCHERRY	1900	20
MUMBAI	1350	22	CHENNAI	1500	20
NAGPUR	1300	15	DINDIGUL	2300	25
JAIPUR	500	10	THIRUCHIRAPALLI	1800	19

(Source: State Civil Supplies Dept)

Disclaimer

The information contained in this document has been compiled by Agriwatch from sources believed to be reliable, such as NHB, Agmarknet, etc. and directly from traders in mandis. However, users of this data are requested to use the information with due caution and crosscheck with other sources. This document is not, and should not be construed as an offer to sell or buy any commodities. This document may not be reproduced, distributed or published without the express consent of SFAC