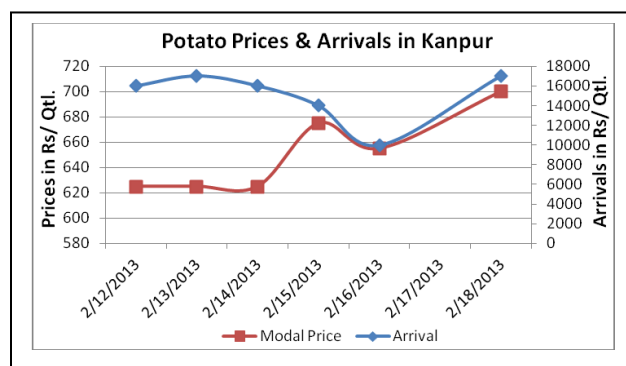
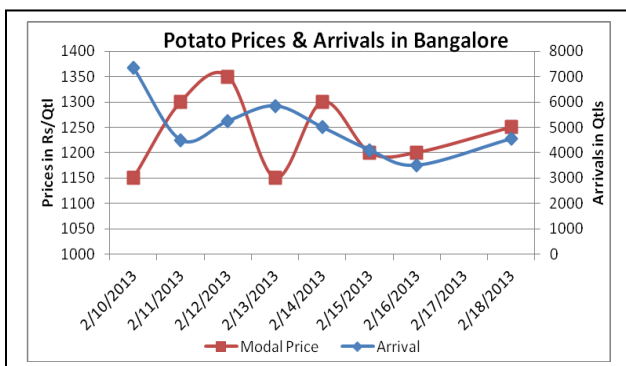
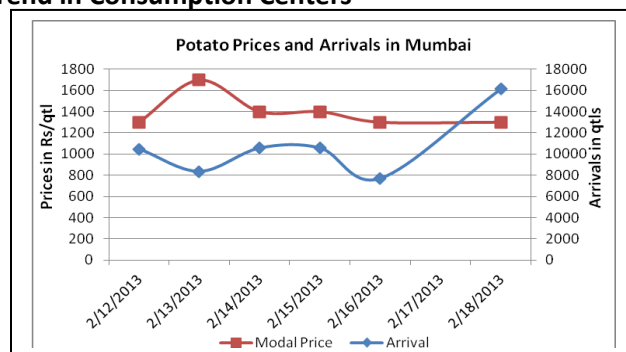
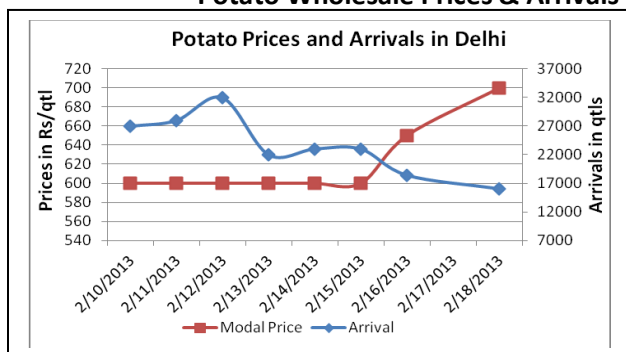


Potato Fundamentals:

- According to news sources, Nalanda district of Bihar has set a new world record of potato production by producing 1,088 quintals per hectare earlier which was 729 quintals/ hectare.
- In Delhi, prices of potatoes have increased to Rs 700/ quintal from 620/ quintal in last 3-4 days because of decline in arrivals from producing regions as of rainfalls in last few days.
- According to news sources, Pakistan is presently exporting commodity at \$225-230 per ton but rates are continuing to fluctuate due to stiff competition, India is booking at \$210 per ton.
- In North East part of India, maximum retail prices were in Aizwal at Rs 3000/ quintal followed by Shillong and Dimapur at Rs 1800 and Rs 1500/ quintal respectively.

Potato Wholesale Prices & Arrivals trend in Consumption Centers



(Source: AGRIWATCH)

Potato Prices & Arrivals in major Mandi as on 18/02/2013

Mandi	Ludhiana	Khandauli	Farrukhabad	Kanpur	Indore	Ahmedabad	Bangalore
Price (in Qtl)	500-550	700-800	450-600	650-750	Close	500-700	1200-1300
Arrivals (in Qtl)	4000	6000	12000	17000	Close	9324	4550

Potato Prices & Arrivals in major Mandi as on 16/02/2013

Mandi	Ludhiana	Khandauli	Farrukhabad	Kanpur	Indore	Ahmedabad	Bangalore
Price (in Qtl)	560-600	700-800	601	560-750	Close	500-700	1100-1300
Arrivals (in Qtl)	2500	-	3600	10000	Close	6250	3500

(Source: Agriwatch)

MCX- Potato Futures Analysis: (as on 18th Feb 2013)

Symbol	Exchange	Expiry Date	Today's Close Price	Previous Close Price	Net Change	Today's Open Interest	Previous Day Open Interest	Change
POTATO	MCX	15-Mar-13	840	839.1	0.90	14610	14430	180
POTATO	MCX	15-Apr-13	819.5	818.9	0.60	10500	10260	240
POTATO	MCX	15-May-12	818.5	819.4	-0.90	27930	27960	-30
				Total				390

(Source: MCX)

Daily Price Chart of MCX- Agra March Contract:



(Source: AGRIWATCH RESEARCH)

The above graph shows the daily price movement of MCX, March contract. Prices are continuously increasing from last two days. Relative Strength Index (RSI) Indicator is also upward which indicates upward trend in the market. On the higher side prices may find resistance at a level of 850. On lower side prices may find support at a level of Rs 830. Once this level is broken prices may fall to a level of 800.

Potato Prices in major markets – Wholesale vs. Retail as on 18th February 2013

Centre	Wholesale Prices (Rs/ qtl)	Retail Price (Rs/ kg)	Centre	Wholesale Prices (Rs/ qtl)	Retail Price (Rs/ kg)
NORTH ZONE			EAST ZONE		
CHANDIGARH	700	10	PATNA	NR	13
DELHI	713	12	BHAGALPUR	NR	8
HISAR	800	9	RANCHI	1300	10
KARNAL	870	11	BHUBANESHWAR	2200	9
SHIMLA	NR	NR	CUTTACK	1050	NR
MANDI	600	8	SAMBALPUR	1050	10
SRINAGAR	NR	20	KOLKATA	700	9
JAMMU	800	15	SILIGURI	550	8
AMRITSAR	800	12	NORTH-EAST ZONE		
LUDHIANA	NR	NR	ITANAGAR	650	NR
BATHINDA	600	13	GUWAHATI	NR	9
LUCKNOW	800	10	SHILLONG	1300	18
KANPUR	600	8	AIZWAL	2200	30
VARANASI	900	10	DIMAPUR	1050	15
AGRA	700	10	AGARTALA	NR	14
DEHRADUN	700	10	SOUTH ZONE		
WEST ZONE			PORT BLAIR	1800	20
RAIPUR	1400	16	HYDERABAD	1600	18
PANAJI	NR	NR	VIJAYWADA	1650	18
AHMEDABAD	1300	18	BENGALURU	NR	NR
RAJKOT	700	9	DHARWAD	NR	NR
BHOPAL	1300	15	T.PURAM	2500	27
INDORE	1000	15	ERNAKULAM	2400	25
GWALIOR	1600	20	KOZHIKODE	1800	24
JABALPUR	800	10	PUDUCHERRY	1800	20
MUMBAI	1050	17	CHENNAI	1400	18
NAGPUR	1400	17	DINDIGUL	NR	NR
JAIPUR	500	10	THIRUCHIRAPALLI	1700	18
JODHPUR	800	10			
KOTA	700	10			

(Source: State Civil Supplies Dept)

Disclaimer

The information contained in this document has been compiled by Agriwatch from sources believed to be reliable, such as NHB, Agmarknet, etc. and directly from traders in mandis. However, users of this data are requested to use the information with due caution and crosscheck with other sources. This document is not, and should not be construed as an offer to sell or buy any commodities. This document may not be reproduced, distributed or published without the express consent of SFAC