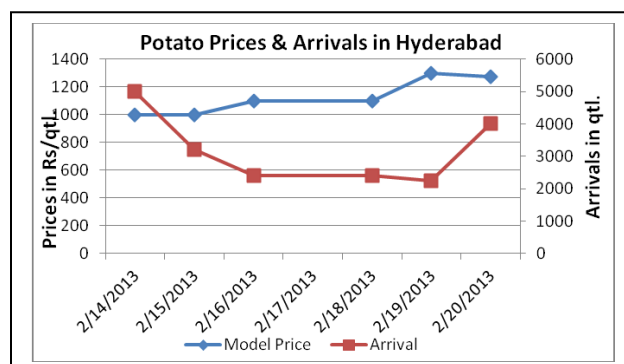
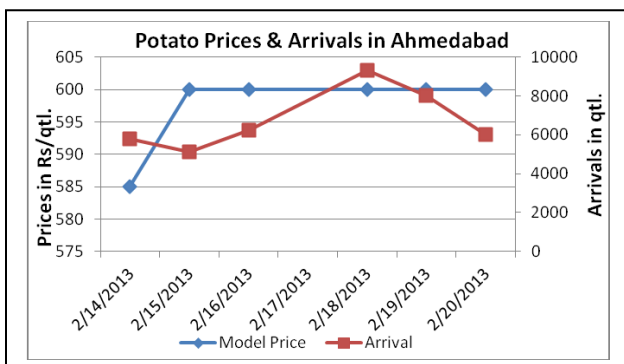
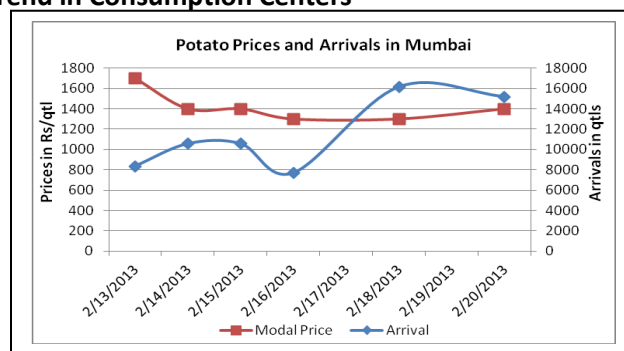
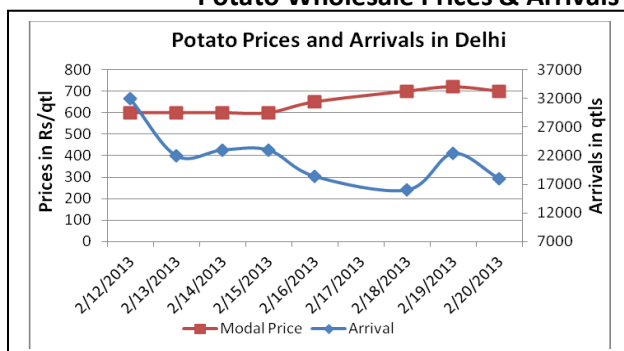


## Potato Fundamentals:

- According to trade sources in U.P, State horticulture department has estimated the loss of potato crop is not more than 5% due to heavy rain falls in month of February.
- According to trade sources in U.P, recent rains and hailstorm may hit the crops. It is feared that rain may lead to an outbreak of disease in the standing potato crop.
- According to NCAER report, potato production is estimated to be 5%-7% higher as compared to last year which may result into total production to 43.5-44.5 million ton.
- In West Bengal, cold storages are expected to open from 1<sup>st</sup> week of March. According to trade sources, production is estimated to be 5-8% more compared to previous year.

## Potato Wholesale Prices & Arrivals trend in Consumption Centers



(Source: AGRIWATCH)

## Potato Prices & Arrivals in major Mandi as on 20/02/2013

Mandi	Ludhiana	Khandauli	Farrukhabad	Kanpur	Indore	Ahmedabad	Bangalore
Price (in Qtl)	550-600	700-800	450-540	600-700	Close	500-700	Close
Arrivals (in Qtl)	3500	6000	18000	21000	Close	6000	Close

## Potato Prices & Arrivals in major Mandi as on 19/02/2013

Mandi	Ludhiana	Khandauli	Farrukhabad	Kanpur	Indore	Ahmedabad	Bangalore
Price (in Qtl)	500-600	700-800	455-595	650-750	Close	500-700	1200-1500
Arrivals (in Qtl)	2500	6000	16000	19000	Close	8000	5000

(Source: Agriwatch)



**SFAC**  
लघु कृषक  
कृषि व्यवहार संघ

Small Farmers'  
Agribusiness  
Consortium



**AGRIWATCH**

## MCX- Potato Futures Analysis: (as on 20th Feb 2013)

Symbol	Exchange	Expiry Date	Today's Close Price	Previous Close Price	Net Change	Today's Open Interest	Previous Day Open Interest	Change
POTATO	MCX	15-Mar-13	845	843	2.00	14460	15000	-540
POTATO	MCX	15-Apr-13	824.5	822.3	2.20	10380	10320	60
POTATO	MCX	15-May-12	824.9	825	-0.10	26010	26970	-960
				Total				-1440

(Source: MCX)

In MCX, March contract short covering was seen by market participants. In MCX, April Long build up in market was seen with increase in price and open interest whereas in May contract long liquidation was seen with decrease in prices and increase in open interest.

## Daily Price Chart of MCX- Agra March Contract:



(Source: AGRIWATCH RESEARCH)

The above graph shows the daily price movement of MCX, March contract. Prices are trading in range of Rs. 820-840 from last few days. On the higher side prices may find resistance at a level of 850. On lower side prices may found support at a level of Rs 830. Once this level is broken prices may fall to a level of 810.

## Potato Prices in major markets – Wholesale vs. Retail as on 20th February 2013

Centre	Wholesale Prices (Rs/ qtl)	Retail Price (Rs/ kg)	Centre	Wholesale Prices (Rs/ qtl)	Retail Price (Rs/ kg)
<b>NORTH ZONE</b>			<b>EAST ZONE</b>		
CHANDIGARH	700	10	PATNA	1100	13
DELHI	713	12	BHAGALPUR	700	9
HISAR	800	9	RANCHI	NR	10
KARNAL	900	12	BHUBANESHWAR	650	9
SHIMLA	600	10	CUTTACK	750	10
MANDI	600	8	SAMBALPUR	650	10
SRINAGAR	NR	20	KOLKATA	NR	9
JAMMU	800	12	SILIGURI	NR	NR
AMRITSAR	800	12	<b>NORTH-EAST ZONE</b>		
LUDHIANA	NR	NR	ITANAGAR	NR	NR
BATHINDA	600	7	GUWAHATI	NR	9
LUCKNOW	800	10	SHILLONG	1300	18
KANPUR	600	8	AIZWAL	NR	NR
VARANASI	900	10	DIMAPUR	1050	15
AGRA	700	9	AGARTALA	NR	NR
DEHRADUN	700	10	<b>SOUTH ZONE</b>		
<b>WEST ZONE</b>			PORT BLAIR	1800	20
RAIPUR	1200	14	HYDERABAD	1600	18
PANAJI	NR	NR	VIJAYWADA	1650	18
AHMEDABAD	1300	18	BENGALURU	2000	22
RAJKOT	725	10	DHARWAD	2250	23
BHOPAL	1300	15	T.PURAM	2500	27
INDORE	1000	15	ERNAKULAM	2400	25
GWALIOR	1600	20	KOZHICODE	1800	24
JABALPUR	800	10	PUDUCHERRY	1800	20
MUMBAI	1050	17	CHENNAI	1400	17
NAGPUR	1300	15	DINDIGUL	NR	NR
JAIPUR	500	10	THIRUCHIRAPALLI	1700	18
JODHPUR	800	10			
KOTA	NR	NR			

(Source: State Civil Supplies Dept)

## Disclaimer

The information contained in this document has been compiled by Agriwatch from sources believed to be reliable, such as NHB, Agmarknet, etc. and directly from traders in mandis. However, users of this data are requested to use the information with due caution and crosscheck with other sources. This document is not, and should not be construed as an offer to sell or buy any commodities. This document may not be reproduced, distributed or published without the express consent of SFAC