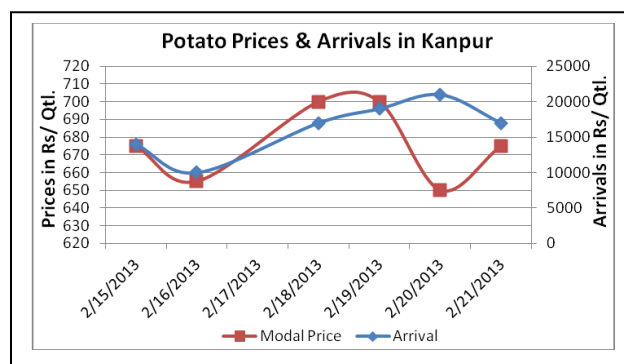
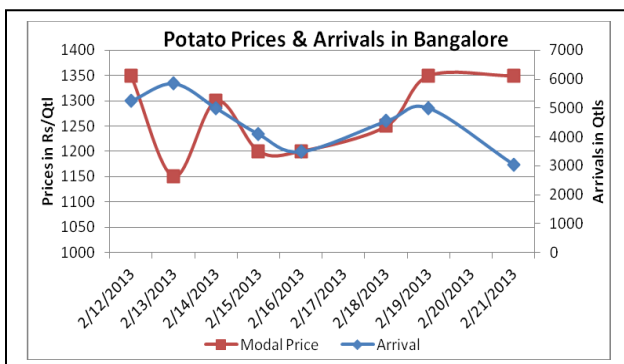
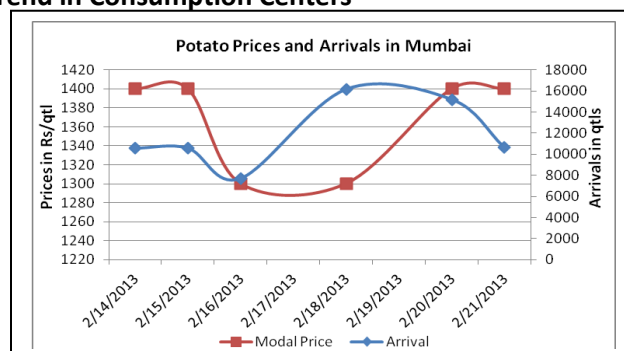
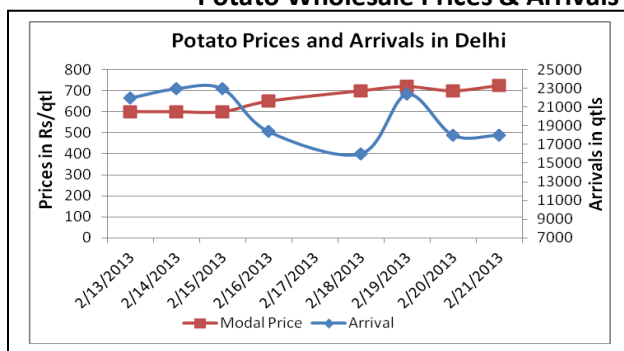


Potato Fundamentals:

- According to trade sources in West Bengal potato production is expected to be 5-7% higher as compared to previous year's production because of favorable weather condition for potato crop.
- According to NCAER report, potato production is estimated to be 5%-7% higher as compared to last year which may result into total production to 43.5-44.5 million ton.
- In Belgaum (Karnataka), potatoes are coming from Indore and local region which are contributing approximately 65% and 35% respectively to the total arrival.
- In MCX futures, all contracts both prices and open interest are falling, so market participants are liquidating their long position in expectation of further decline in prices.

Potato Wholesale Prices & Arrivals trend in Consumption Centers



(Source: AGRIWATCH)

Potato Prices & Arrivals in major Mandi as on 21/02/2013

Mandi	Ludhiana	Khandauli	Farrukhabad	Kanpur	Indore	Ahmedabad	Bangalore
Price (in Qtl)	550-600	700-800	461-551	600-750	Close	500-680	1200-1500
Arrivals (in Qtl)	2500	8000	15000	17000	Close	5468	3050

Potato Prices & Arrivals in major Mandi as on 20/02/2013

Mandi	Ludhiana	Khandauli	Farrukhabad	Kanpur	Indore	Ahmedabad	Bangalore
Price (in Qtl)	550-600	700-800	450-540	600-700	Close	500-700	Close
Arrivals (in Qtl)	3500	6000	18000	21000	Close	6000	Close

(Source: Agriwatch)

MCX- Potato Futures Analysis: (as on 21st Feb 2013)

Symbol	Exchange	Expiry Date	Today's Close Price	Previous Close Price	Net Change	Today's Open Interest	Previous Day Open Interest	Change
POTATO	MCX	15-Mar-13	842	845	-3.00	13710	14460	-750
POTATO	MCX	15-Apr-13	819.5	824.5	-5.00	9930	10380	-450
POTATO	MCX	15-May-12	819.5	824.9	-5.40	25530	26010	-480
				Total				-1680

(Source: MCX)

In MCX, March, April and May contract, prices and open interest both are decreasing which suggest that market participants are squaring off their positions in expectation of further decline in prices.

Daily Price Chart of MCX- Agra March Contract:



(Source: AGRIWATCH RESEARCH)

The above graph shows the daily price movement of MCX, March contract. Prices are trading in range of Rs. 820-840 from last few days. On the higher side prices may find resistance at a level of 850. On lower side prices may found support at a level of Rs 820. Once this level is broken prices may fall below 810.

Potato Prices in major markets – Wholesale vs. Retail as on 21st February 2013

Centre	Wholesale Prices (Rs/ qtl)	Retail Price (Rs/ kg)	Centre	Wholesale Prices (Rs/ qtl)	Retail Price (Rs/ kg)
NORTH ZONE			EAST ZONE		
CHANDIGARH	700	10	PATNA	1100	13
DELHI	713	12	BHAGALPUR	NR	NR
HISAR	800	9	RANCHI	NR	10
KARNAL	900	12	BHUBANESHWAR	650	9
SHIMLA	600	10	CUTTACK	750	10
MANDI	600	8	SAMBALPUR	650	10
SRINAGAR	NR	NR	KOLKATA	700	9
JAMMU	800	12	SILIGURI	550	8
AMRITSAR	800	12	NORTH-EAST ZONE		
LUDHIANA	800	10	ITANAGAR	NR	NR
BATHINDA	400	8	GUWAHATI	NR	9
LUCKNOW	800	10	SHILLONG	1300	18
KANPUR	600	8	AIZWAL	2200	20
VARANASI	900	10	DIMAPUR	1050	15
AGRA	700	10	AGARTALA	NR	NR
DEHRADUN	700	10	SOUTH ZONE		
WEST ZONE			PORT BLAIR	1800	20
RAIPUR	1200	14	HYDERABAD	1600	18
PANAJI	NR	NR	VIJAYWADA	1650	18
AHMEDABAD	1300	18	BENGALURU	2000	22
RAJKOT	700	10	DHARWAD	2250	23
BHOPAL	1300	15	T.PURAM	NR	NR
INDORE	1000	15	ERNAKULAM	NR	NR
GWALIOR	1600	20	KOZHIKODE	NR	NR
JABALPUR	800	10	PUDUCHERRY	1900	20
MUMBAI	1100	20	CHENNAI	1400	17
NAGPUR	1300	15	DINDIGUL	NR	NR
JAIPUR	500	10	THIRUCHIRAPALLI	1700	18
JODHPUR	800	10			
KOTA	700	10			

(Source: State Civil Supplies Dept)

Disclaimer

The information contained in this document has been compiled by Agriwatch from sources believed to be reliable, such as NHB, Agmarknet, etc. and directly from traders in mandis. However, users of this data are requested to use the information with due caution and crosscheck with other sources. This document is not, and should not be construed as an offer to sell or buy any commodities. This document may not be reproduced, distributed or published without the express consent of SFAC