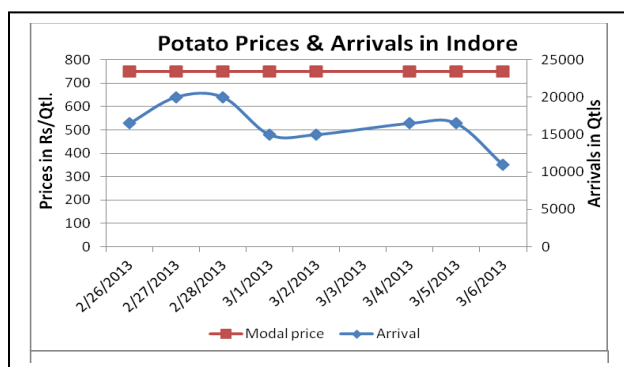
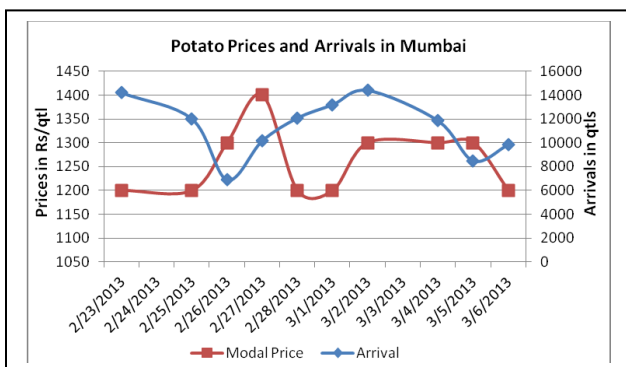
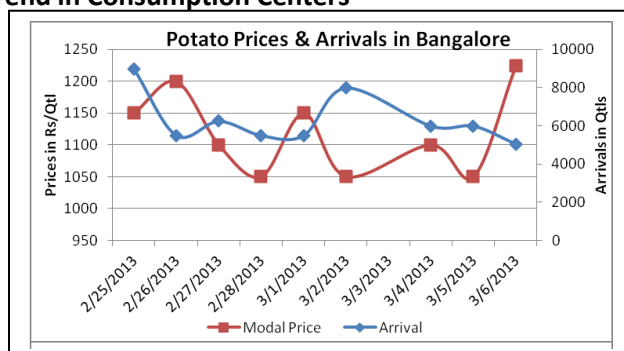
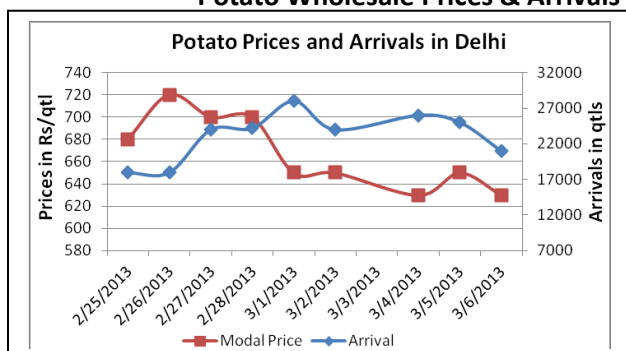


Potato Fundamentals:

- Due to ongoing harvesting period in UP, West Bengal and Bihar fresh arrivals are coming to the market which is pressurizing the prices.
- Potato production is expected to be 10-15 per cent higher than last season's estimated output of 32-33 million tonnes (mt). While Uttar Pradesh is expected to produce 14-15 million tonnes, compared with 13-13.5 million tonnes last year. West Bengal's production is estimated at 9.5 million tonnes, against 8.5 million tonnes last year. In West Bengal, potato production is likely to increase 12 per cent this year.
- In West Bengal, due to delay harvesting peak harvesting expected to shift mid March.

Potato Wholesale Prices & Arrivals trend in Consumption Centers



(Source: AGRIWATCH)

Potato Prices & Arrivals in major Mandi as on 6.3.2013

Mandi	Ludhiana	Khandauli	Farrukhabad	Kanpur	Indore	Ahmedabad	Bangalore
Price (in Qtl)	440-500	600-625	425-445	500-600	500-1000	650-700	1000-1450
Arrivals (in Qtl)	5000	125000	20000	18000	11000	6240	5050

Potato Prices & Arrivals in major Mandi as on 5.3.2013

Mandi	Ludhiana	Khandauli	Farrukhabad	Kanpur	Indore	Ahmedabad	Bangalore
Price (in Qtl)	440-500	650-700	400-420	500-600	500-1000	450-650	900-1200
Arrivals (in Qtl)	4000	120000	50000	17000	16500	5519	6000

(Source: Agriwatch)



SFAC
लघु कृषक
कृषि व्यापार संघ

Small Farmers'
Agribusiness
Consortium



AGRIWATCH

MCX- Potato Futures Analysis: (as on 6 March 2013)

Symbol	Exchange	Expiry Date	Today's Close Price	Previous Close Price	Net Change	Today's Open Interest	Previous Day Open Interest	Change
POTATO	MCX	15-Mar-13	95	796	-701.00	260	238	22
POTATO	MCX	15-Apr-13	290	761.5	-471.50	538	570	-32
POTATO	MCX	15-May-12	290	735	-445.00	1013	1059	-46
				Total				480

(Source: MCX)

Daily Price Chart of MCX- Agra April Contract:



(Source: AGRIWATCH RESEARCH)

Candlestick chart trend reveals range bound movement in the market. RSI is moving up in neutral region in the market indicates prices may go up in short term. However, Prices closed below 9 and 18 days EMAs indicates bearish sentiment in the market. Volumes are not supporting the prices in the market. 750 level may take strong supports level for short term.

Potato Prices in major markets – Wholesale vs. Retail as on 6th March 2013

Centre	Wholesale Prices (Rs/ qtl)	Retail Price (Rs/ kg)	Centre	Wholesale Prices (Rs/ qtl)	Retail Price (Rs/ kg)
NORTH ZONE			EAST ZONE		
CHANDIGARH	700	10	PATNA	1100	13
DELHI	650	12	BHAGALPUR	500	7
HISAR	800	9	RANCHI	NR	10
KARNAL	900	11	BHUBANESHWAR	580	8
SHIMLA	600	10	CUTTACK	630	9
MANDI	800	10	SAMBALPUR	600	9
SRINAGAR	NR	NR	KOLKATA	600	8
JAMMU	650	10	SILIGURI	550	8
AMRITSAR	NR	NR	NORTH-EAST ZONE		
LUDHIANA	800	10	ITANAGAR	650	10
BATHINDA	300	7	GUWAHATI	NR	8
LUCKNOW	800	10	SHILLONG	1300	18
KANPUR	600	8	AIZWAL	NR	NR
VARANASI	900	10	DIMAPUR	2400	30
AGRA	700	10	AGARTALA	800	12
DEHRADUN	720	10	SOUTH ZONE		
WEST ZONE			PORT BLAIR	1800	20
RAIPUR	1200	14	HYDERABAD	1600	18
PANAJI	NR	NR	VIJAYWADA	1433	16
AHMEDABAD	1300	18	BENGALURU	NR	NR
RAJKOT	725	9	DHARWAD	NR	NR
BHOPAL	1300	15	T.PURAM	2400	27
INDORE	950	15	ERNAKULAM	2100	23
GWALIOR	1600	18	KOZHIKODE	1800	24
JABALPUR	800	10	PUDUCHERRY	1700	20
MUMBAI	1000	20	CHENNAI	1200	15
NAGPUR	1000	13	DINDIGUL	NR	NR
JAIPUR	500	10	THIRUCHIRAPALLI	1700	18
JODHPUR	NR	NR			
KOTA	NR	NR			

(Source: State Civil Supplies Dept)

Disclaimer

The information contained in this document has been compiled by Agriwatch from sources believed to be reliable, such as NHB, Agmarknet, etc. and directly from traders in mandis. However, users of this data are requested to use the information with due caution and crosscheck with other sources. This document is not, and should not be construed as an offer to sell or buy any commodities. This document may not be reproduced, distributed or published without the express consent of SFAC