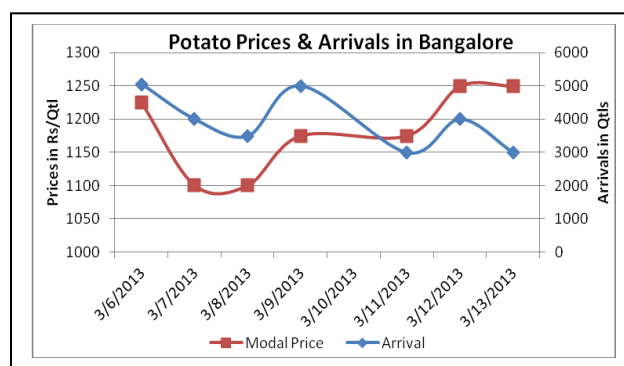
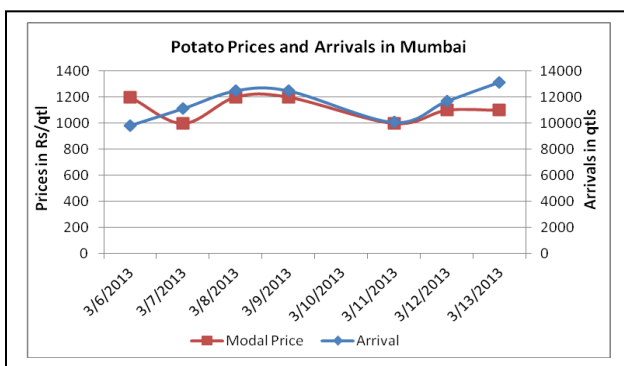
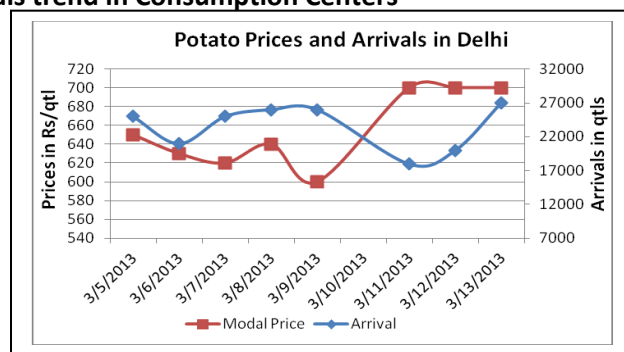
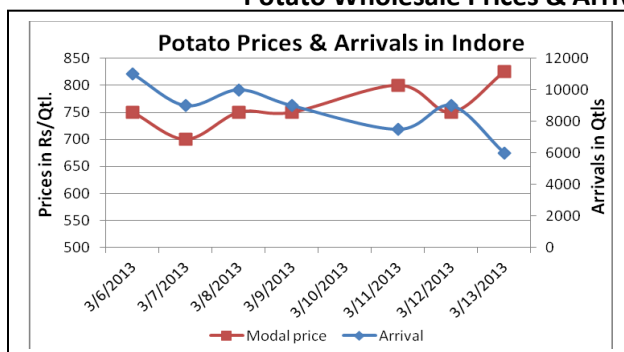


## Potato Fundamentals:

- In West Bengal, prices have gone up in Burdwan and Tarkeshwar by Rs 20-40/quintal because traders from U.P, Chhattisgarh and Punjab are buying potatoes as of low prices compared to other parts of country.
- According to trade sources in West Bengal, State government has decided to procure Rs 27 crore potatoes from farmers in order to help farmers as prices are low and farmers are not even able to get back cost of cultivation
- In Khandauli (U.P), approximately 20-25% of harvesting is completed. According to trade sources, productivity has increased by 10% compared to previous years.
- In Northeast, maximum retail price were in Shillong at Rs 3000/ quintal followed by Guwahati at Rs 1800/ quintal, whereas lowest prices were in Itanagar at Rs 800/ quintal.

## Potato Wholesale Prices & Arrivals trend in Consumption Centers



(Source: AGRIWATCH)

## Potato Prices & Arrivals in major Mandi as on 13.3.2013

Mandis	Burdwan(W.B)	Khandauli	Farrukhabad	Kanpur	Indore	Tarkeshwar(W.B)	Bangalore
Price (Rs./Qtl)	460	675-700	381	600-750	500-1150	480	1200-1300
Arrivals (Qtl)	-	200000	40000	16000	6000	-	3000

## Potato Prices & Arrivals in major Mandi as on 12.3.2013

Mandis	Burdwan(W.B)	Khandauli	Farrukhabad	Kanpur	Indore	Tarkeshwar(W.B)	Bangalore
Price (Rs./Qtl)	450	700	401	600-750	500-1000	470	1200-1300
Arrivals (Qtl)	-	100000	40000	16000	9000	-	4000

(Source: Agriwatch)

## MCX- Potato Futures Analysis: (as on 13 March 2013)

Symbol	Exchange	Expiry Date	Today's Close Price	Previous Close Price	Net Change	Today's Open Interest	Previous Day Open Interest	Change
POTATO	MCX	15-Mar-13	848.6	816	32.60	2160	3180	-1020
POTATO	MCX	15-Apr-13	808.7	775.5	33.20	13350	15510	-2160
POTATO	MCX	15-May-12	790.4	758	32.4	36900	36060	840
				Total				-2340

(Source: MCX)

## Daily Price Chart of MCX- Agra March Contract:



(Source: AGRIWATCH RESEARCH)

In the above MCX, April contract, prices are trading above its short-term moving averages which suggest firmness in the market. Relative strength Indicator (RSI) is also moving upward which suggest bullishness in market. On the upper side, prices breach the resistance of 810 levels. On the downside, earlier resistance of 810 levels will now act as support for latest candlesticks.



**SFAC**  
लघु कृषक  
कृषि व्यापार संघ

Small Farmers'  
Agribusiness  
Consortium



**AGRIWATCH**

Potato Prices in major markets – Wholesale vs. Retail as on 13<sup>th</sup> March 2013

Centre	Wholesale Prices (Rs/ qtl)	Retail Price (Rs/ kg)	Centre	Wholesale Prices (Rs/ qtl)	Retail Price (Rs/ kg)
<b>NORTH ZONE</b>			<b>EAST ZONE</b>		
CHANDIGARH	700	10	PATNA	600	8
DELHI	713	13	BHAGALPUR	700	9
HISAR	800	9	RANCHI	NR	10
KARNAL	850	10	BHUBANESHWAR	580	8
SHIMLA	600	10	CUTTACK	NR	NR
MANDI	800	10	SAMBALPUR	570	8
SRINAGAR	NR	NR	ROURKELA	600	8
JAMMU	750	15	KOLKATA	500	7
AMRITSAR	650	11	SILIGURI		
LUDHIANA	800	10	<b>NORTH-EAST ZONE</b>	650	10
BATHINDA	400	7	ITANAGAR	NR	8
LUCKNOW	800	10	GUWAHATI	1300	18
KANPUR	600	8	SHILLONG	2200	30
VARANASI	900	10	AIZWAL	NR	NR
AGRA	700	10	DIMAPUR	800	12
DEHRADUN	720	10	AGARTALA		
<b>WEST ZONE</b>			<b>SOUTH ZONE</b>	NR	NR
RAIPUR	1200	14	PORT BLAIR	1600	18
PANAJI	NR	NR	HYDERABAD	1333	15
AHMEDABAD	1200	16	VIJAYWADA	667	10
RAJKOT	800	10	VISAKHAPATNAM	1600	18
BHOPAL	1300	15	BENGALURU	2000	21
INDORE	900	14	DHARWAD	2400	27
GWALIOR	1600	18	T.PURAM	2000	23
JABALPUR	800	10	ERNAKULAM	1600	20
MUMBAI	950	20	KOZHIKODE	1800	20
NAGPUR	1000	13	PUDUCHERRY	1200	15
JAIPUR	500	10	CHENNAI	NR	NR
JODHPUR	800	10	DINDIGUL	1700	18
KOTA	700	10	THIRUCHIRAPALLI	0	0

(Source: State Civil Supplies Dept)

## Disclaimer

The information contained in this document has been compiled by Agriwatch from sources believed to be reliable, such as NHB, Agmarknet, etc. and directly from traders in mandis. However, users of this data are requested to use the information with due caution and crosscheck with other sources. This document is not, and should not be construed as an offer to sell or buy any commodities. This document may not be reproduced, distributed or published without the express consent of SFAC