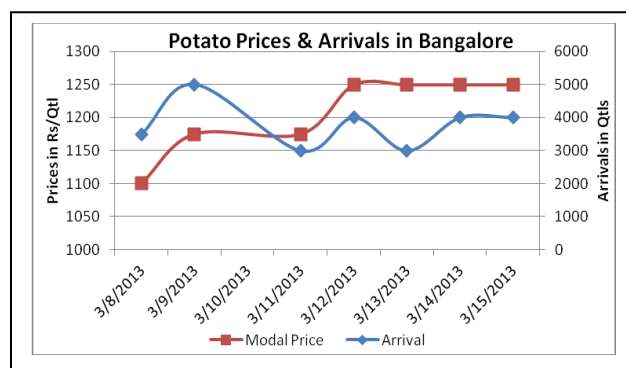
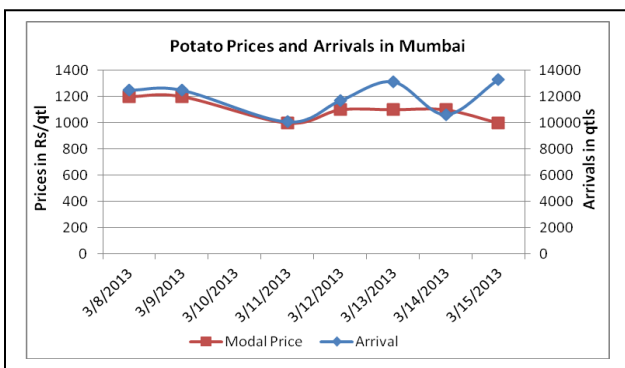
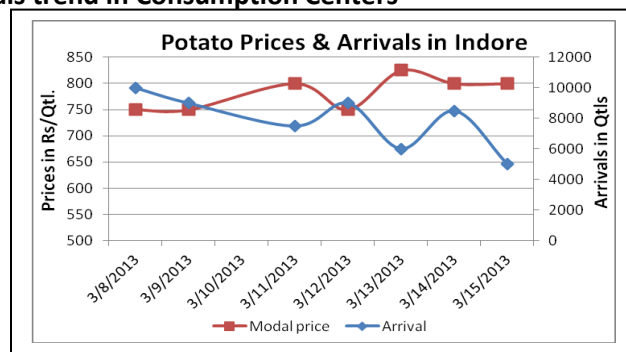
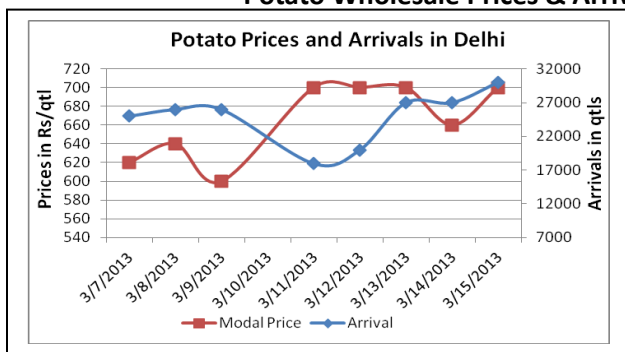


Potato Fundamentals:

- According to trade sources, in West Bengal total cold storage capacity is expected to be 58 lakh ton compared to previous year's 64 lakh ton. This decline is mainly due to less rent of cold storages because of which few cold storages suffered losses and are closed this year.
- In West Bengal, potato area is 10% more compared to previous year. According to trade sources, early sown potatoes productivity was less but later stage sown potato crop has shown improvement in productivity.
- In West Bengal markets, prices have increased by Rs. 100/qtl in last 2-3 days.
- In Bihar, approximately 20-30% of cold storage capacity have already filled. According to trade sources, this year cold storages are expected to get filled 15-25% less compared to previous year storages.
- In Begusarai (Bihar), cold storages are expected to get filled by 12 lakh packets (1 packet=50kg) compared to previous year 16 lakh packets.

Potato Wholesale Prices & Arrivals trend in Consumption Centers



(Source: AGRIWATCH)

Potato Prices & Arrivals in major Mandi as on 15.3.2013

Mandis	Burdwan(W.B)	Khandauli	Farrukhabad	Kanpur	Indore	Tarkeshwar(W.B)	Bangalore
Price (Rs./Qtl)	550	720-800	450-500	600-750	500-1100	570	1200-1300
Arrivals (Qtl)	-	50000	40000	16000	5000	-	4000

Potato Prices & Arrivals in major Mandi as on 14.3.2013

Mandis	Burdwan(W.B)	Khandauli	Farrukhabad	Kanpur	Indore	Tarkeshwar(W.B)	Bangalore
Price (Rs./Qtl)	460	800	450	600-700	500-1100	480	1200-1300
Arrivals (Qtl)	-	100000	40000	20000	8500	-	4000

(Source: Agriwatch)

16 March, 2013

MCX- Potato Futures Analysis: (as on 15 March 2013)

Symbol	Exchange	Expiry Date	Today's Close Price	Previous Close Price	Net Change	Today's Open Interest	Previous Day Open Interest	Change
POTATO	MCX	15-Mar-13	870	867.7	2.30	180	1110	-930
POTATO	MCX	15-Apr-13	819.7	841	-21.30	14370	16350	-1980
POTATO	MCX	15-May-12	812	822	-10.00	37170	37710	-540
				Total				-3450

(Source: MCX)

In MCX, April and May contract, Market participants are liquidating their long positions as both prices and open interest both are falling. Prices have increased nearly 100 in last 3-4 days.

Daily Price Chart of MCX- Agra April Contract:



(Source: AGRWATCH RESEARCH)

In the above MCX, April contract, prices are trading above its short-term moving averages which suggest firmness in the market. Though prices have fallen today but expected that it may increase ahead. On higher side prices may find resistance at a level of Rs 870-880. On the lower side, prices may find support at a level of Rs 800/ quintal.

Potato Prices in major markets – Wholesale vs. Retail as on 15th March 2013

Centre	Wholesale Prices (Rs/ qtl)	Retail Price (Rs/ kg)	Centre	Wholesale Prices (Rs/ qtl)	Retail Price (Rs/ kg)
NORTH ZONE			EAST ZONE		
CHANDIGARH	700	10	PATNA	NR	NR
DELHI	675	12	BHAGALPUR	600	8
HISAR	800	9	RANCHI	NR	10
KARNAL	830	10	BHUBANESHWAR	580	8
SHIMLA	600	10	CUTTACK	680	10
MANDI	800	10	SAMBALPUR	580	8
SRINAGAR	NR	NR	ROURKELA	500	7
JAMMU	750	15	KOLKATA	500	7
AMRITSAR	900	13	SILIGURI		
LUDHIANA	NR	NR	NORTH-EAST ZONE	NR	NR
BATHINDA	NR	NR	ITANAGAR	NR	8
LUCKNOW	800	10	GUWAHATI	1300	18
KANPUR	600	8	SHILLONG	2200	30
VARANASI	1000	12	AIZWAL	2400	30
AGRA	700	10	DIMAPUR	NR	NR
DEHRADUN	NR	NR	AGARTALA		
WEST ZONE			SOUTH ZONE		
RAIPUR	1200	14	PORT BLAIR	1600	18
PANAJI	NR	NR	HYDERABAD	1600	18
AHMEDABAD	1200	16	VIJAYWADA	1333	15
RAJKOT	825	10	VISAKHAPATNAM	667	10
BHOPAL	1300	15	BENGALURU	1600	18
INDORE	900	14	DHARWAD	2200	23
GWALIOR	1200	15	T.PURAM	2400	27
JABALPUR	800	10	ERNAKULAM	2000	23
MUMBAI	950	22	KOZHICODE	1600	20
NAGPUR	933	12	PUDUCHERRY	1800	20
JAIPUR	500	10	CHENNAI	1200	16
JODHPUR	800	10	DINDIGUL	NR	NR
KOTA	700	10	THIRUCHIRAPALLI	1600	17

(Source: State Civil Supplies Dept)

Disclaimer

The information contained in this document has been compiled by Agriwatch from sources believed to be reliable, such as NHB, Agmarknet, etc. and directly from traders in mandis. However, users of this data are requested to use the information with due caution and crosscheck with other sources. This document is not, and should not be construed as an offer to sell or buy any commodities. This document may not be reproduced, distributed or published without the express consent of SFAC