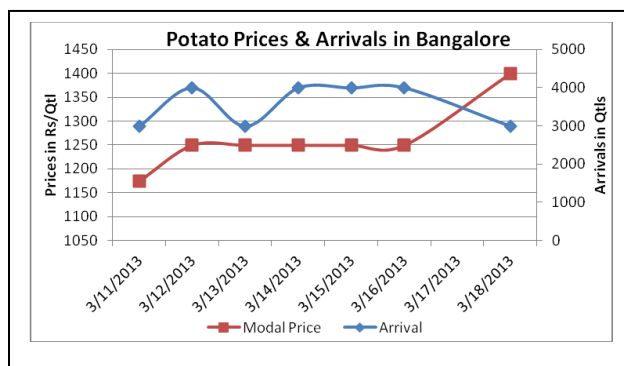
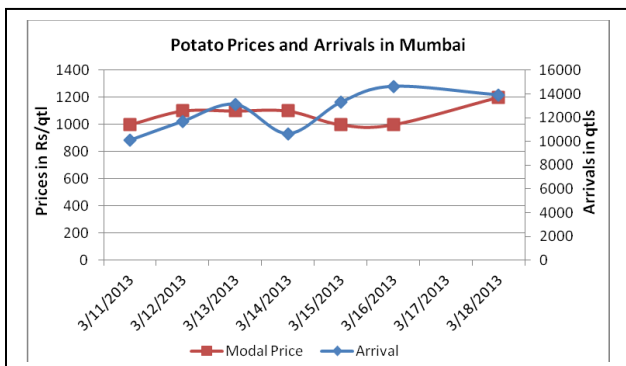
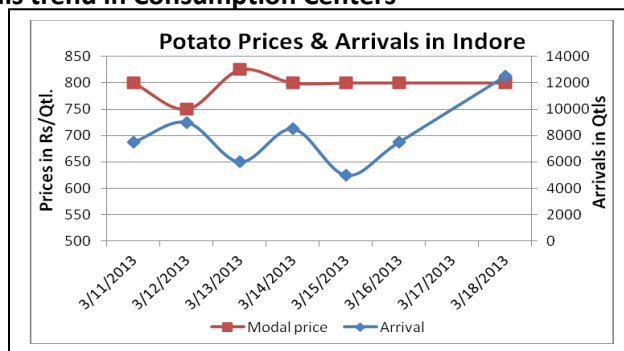
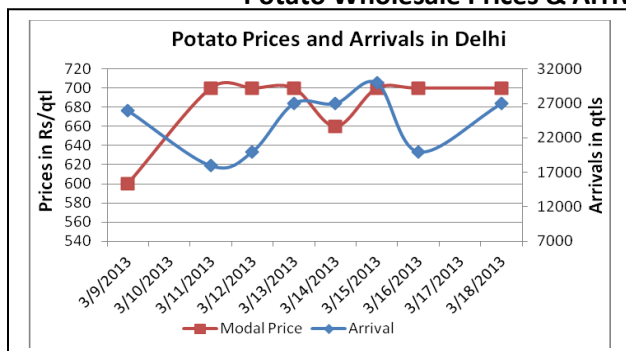


Potato Fundamentals:

- Potato prices in Burdwan and Tarkeshwar have fallen by Rs. 100-120/Qtl yesterday following more harvesting. It is expected the state govt procurement start in 2-3 days.
- In MCX, June contract which has opened two days back is currently trading around near 950 levels.
- Across the country, prices of potatoes have increased because potatoes from producing regions are directly going to cold storages because of which arrivals in spot market are lower.
- In Begusarai (Bihar), cold storages are expected to get filled by 12 lakh packets (1 packet=50kg) compared to previous year 16 lakh packets.
- In West Bengal, BJP has asked the State government to fix MSP of Rs 500 per bag (1 bag= 50 kg) due to ongoing low prices of potatoes because of which farmers are not even able to get back the cost of cultivation.

Potato Wholesale Prices & Arrivals trend in Consumption Centers



(Source: AGRIWATCH)

Potato Prices & Arrivals in major Mandi as on 18.3.2013

Mandis	Burdwan(W.B)	Khandauli	Farrukhabad	Kanpur	Indore	Tarkeshwar(W.B)	Bangalore
Price (Rs./Qtl)	420	750	441	450-650	500-1100	440	1200-1300
Arrivals (Qtl)	-	60000	20000	24000	12500	-	11000

Potato Prices & Arrivals in major Mandi as on 16.3.2013

Mandis	Burdwan(W.B)	Khandauli	Farrukhabad	Kanpur	Indore	Tarkeshwar(W.B)	Bangalore
Price (Rs./Qtl)	550	720-800	450-500	600-750	500-1100	570	1200-1300
Arrivals (Qtl)	-	50000	40000	16000	5000	-	4000

(Source: Agriwatch)

MCX- Potato Futures Analysis: (as on 18 March 2013)

Symbol	Exchange	Expiry Date	Today's Close Price	Previous Close Price	Net Change	Today's Open Interest	Previous Day Open Interest	Change
POTATO	MCX	15-Apr-13	883.9	849.9	34	14430	13860	570
POTATO	MCX	15-May-12	874.5	840.9	33.6	36690	36750	-60
POTATO	MCX	16-Jun-12	959	922	37	10770	8310	2460
				Total				2970

(Source: MCX)

In MCX, May contract, Market participants are short covering their positions as prices are increasing and open interest are falling. In MCX, April and June contract, Market participants are taking long build up positions with increase in price and open interest.

Daily Price Chart of MCX- Agra April Contract:



(Source: AGRIWATCH RESEARCH)

Potato Prices in major markets – Wholesale vs. Retail as on 18th March 2013

Centre	Wholesale Prices (Rs/ qtl)	Retail Price (Rs/ kg)	Centre	Wholesale Prices (Rs/ qtl)	Retail Price (Rs/ kg)
NORTH ZONE			EAST ZONE		
CHANDIGARH	700	10	PATNA	600	8
DELHI	675	12	BHAGALPUR	NR	NR
HISAR	800	9	RANCHI	NR	10
KARNAL	830	10	BHUBANESHWAR	620	8
SHIMLA	600	10	CUTTACK	650	9
MANDI	800	10	SAMBALPUR	620	8
SRINAGAR	NR	NR	ROURKELA	600	8
JAMMU	750	15	KOLKATA	500	7
AMRITSAR	900	13	SILIGURI		
LUDHIANA	NR	NR	NORTH-EAST ZONE	650	10
BATHINDA	NR	NR	ITANAGAR	800	8
LUCKNOW	800	10	GUWAHATI	1300	18
KANPUR	600	8	SHILLONG	2200	30
VARANASI	1000	12	AIZWAL	2400	30
AGRA	700	10	DIMAPUR	800	12
DEHRADUN	NR	NR	AGARTALA		
WEST ZONE			SOUTH ZONE		
RAIPUR	1200	14	PORT BLAIR	1600	18
PANAJI	NR	NR	HYDERABAD	1600	18
AHMEDABAD	NR	NR	VIJAYWADA	1333	15
RAJKOT	NR	NR	VISAKHAPATNAM	667	10
BHOPAL	1300	15	BENGALURU	1600	18
INDORE	950	14	DHARWAD	2200	23
GWALIOR	NR	NR	T.PURAM	2400	27
JABALPUR	600	8	ERNAKULAM	2000	23
MUMBAI	900	20	KOZHIKODE	1600	20
NAGPUR	933	12	PUDUCHERRY	1800	20
JAIPUR	500	10	CHENNAI	1200	16
JODHPUR	800	10	DINDIGUL	NR	NR
KOTA	NR	NR	THIRUCHIRAPALLI	1600	17

(Source: State Civil Supplies Dept)

Disclaimer

The information contained in this document has been compiled by Agriwatch from sources believed to be reliable, such as NHB, Agmarknet, etc. and directly from traders in mandis. However, users of this data are requested to use the information with due caution and crosscheck with other sources. This document is not, and should not be construed as an offer to sell or buy any commodities. This document may not be reproduced, distributed or published without the express consent of SFAC