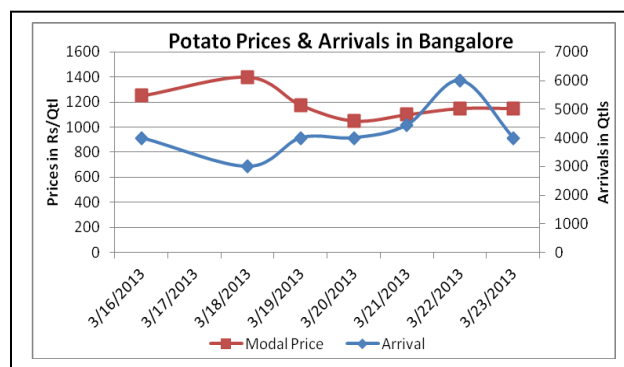
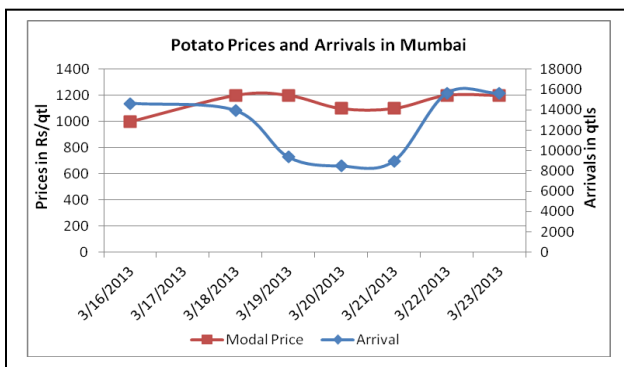
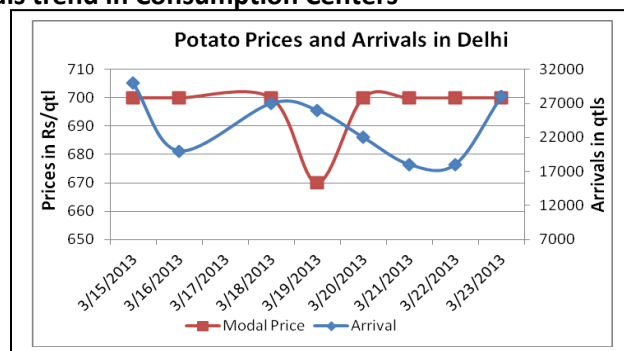
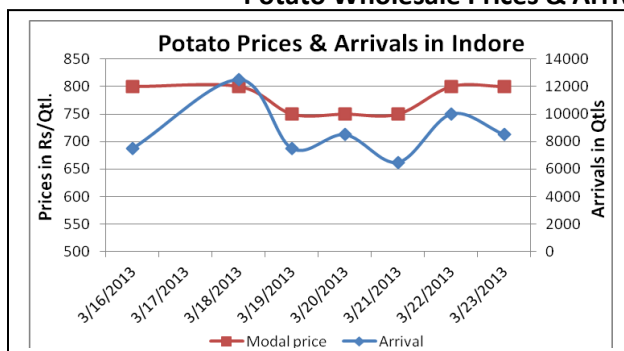


Potato Fundamentals:

- In the event of rising prices & volatility in futures market, MCX has levied 15% of additional cash special margins on both sides (long and short or buy and sell) of running potato contracts. Now, overall margins went up to 35% from the existing 20% for buy side positions while the sell side positions would attract only 15%. In this situation, long positions might be reduced due to higher margins applicable.
- In Begusarai (Bihar), cold storages are already filled by approximately 40% of total capacities. According to trade sources, prices of potatoes are expected to remain firm throughout the season.
- In Tarkeshwar and Buradwan, prices of potatoes have continuously increased from Rs 450 to Rs 600/ quintal in last 4-5 days.
- State government of M.P and Department of Horticulture in Mau region (Indore), has taken a decision to develop a cluster for large-scale cultivation of potato especially for chips. So that farmers can fetch maximum prices. M.P is sixth largest producer of potatoes in the country.

Potato Wholesale Prices & Arrivals trend in Consumption Centers



(Source: AGRIWATCH)

Potato Prices & Arrivals in major Mandi as on 23.3.2013

Mandis	Burdwan(W.B)	Khandauli	Farrukhabad	Kanpur	Indore	Tarkeshwar(W.B)	Bangalore
Price (Rs./Qtl)	Closed	800	471	650-750	500-1100	Closed	1100-1200
Arrivals (Qtl)	-	60000	20000	14000	8500	-	4000

Potato Prices & Arrivals in major Mandi as on 22.3.2013

Mandis	Burdwan(W.B)	Khandauli	Farrukhabad	Kanpur	Indore	Tarkeshwar(W.B)	Bangalore
Price (Rs./Qtl)	550	800	481	600-800	500-1100	600	1100-1200
Arrivals (Qtl)	-	60000	20000	14000	10000	-	6000

(Source: Agriwatch)

MCX- Potato Futures Analysis: (as on 23rd March 2013)

Symbol	Exchange	Expiry Date	Today's Close Price	Previous Close Price	Net Change	Today's Open Interest	Previous Day Open Interest	Change
POTATO	MCX	15-Apr-13	913.2	897.1	16.1	8070	9630	-1560
POTATO	MCX	15-May-12	912.9	883.9	29	22740	24390	-1650
POTATO	MCX	16-Jun-12	907.5	887.9	19.6	10020	10140	-120
				Total				-3330

(Source: MCX)

In MCX, April, May and June contract prices have increased and open interest have fallen which indicates that market participants are short covering their positions and may be expecting further increase.

Daily Price Chart of MCX- Agra April Contract:



(Source: AGRIWATCH RESEARCH)

Potato may contract is facing resistance at 930 level and down side support for the contract is placed at 880 level. Chart pattern and upward moving averages suggests market is firm. If the level of Rs. 930 is breached than it might go further up in short term.

Potato Prices in major markets – Wholesale vs. Retail as on 23rd March 2013

Centre	Wholesale Prices (Rs/ qtl)	Retail Price (Rs/ kg)	Centre	Wholesale Prices (Rs/ qtl)	Retail Price (Rs/ kg)
NORTH ZONE			EAST ZONE		
CHANDIGARH	700	10	PATNA	NA	NA
DELHI	688	12	BHAGALPUR	NA	NA
HISAR	800	9	RANCHI	NA	NA
KARNAL	800	9	BHUBANESHWAR	600	8
SHIMLA	600	11	CUTTACK	650	9
MANDI	800	10	SAMBALPUR	600	8
SRINAGAR	NA	NA	ROURKELA	600	8
JAMMU	750	15	KOLKATA	500	7
AMRITSAR	900	13	SILIGURI		
LUDHIANA	NA	NA	NORTH-EAST ZONE	NA	NA
BATHINDA	NA	NA	ITANAGAR	NA	8
LUCKNOW	800	10	GUWAHATI	1300	18
KANPUR	600	8	SHILLONG	2200	30
VARANASI	1000	12	AIZWAL	NA	NA
AGRA	700	10	DIMAPUR	NA	NA
DEHRADUN	720	10	AGARTALA		
WEST ZONE			SOUTH ZONE		
RAIPUR	1200	14	PORT BLAIR	1600	18
PANAJI	NA	NA	HYDERABAD	1600	18
AHMEDABAD	1100	15	VIJAYWADA	1333	15
RAJKOT	1000	12	VISAKHAPATNAM	667	10
BHOPAL	NA	NA	BENGALURU	1600	18
INDORE	950	14	DHARWAD	2200	23
GWALIOR	1600	20	T.PURAM	2400	27
JABALPUR	600	8	ERNAKULAM	2000	23
MUMBAI	900	20	KOZHIKODE	1600	20
NAGPUR	1017	13	PUDUCHERRY	1800	20
JAIPUR	NA	10	CHENNAI	1200	16
JODHPUR	800	NA	DINDIGUL	NR	NR
KOTA	NA	NA	THIRUCHIRAPALLI	1600	17

(Source: State Civil Supplies Dept)

Disclaimer

The information contained in this document has been compiled by Agriwatch from sources believed to be reliable, such as NHB, Agmarknet, etc. and directly from traders in mandis. However, users of this data are requested to use the information with due caution and crosscheck with other sources. This document is not, and should not be construed as an offer to sell or buy any commodities. This document may not be reproduced, distributed or published without the express consent of SFAC