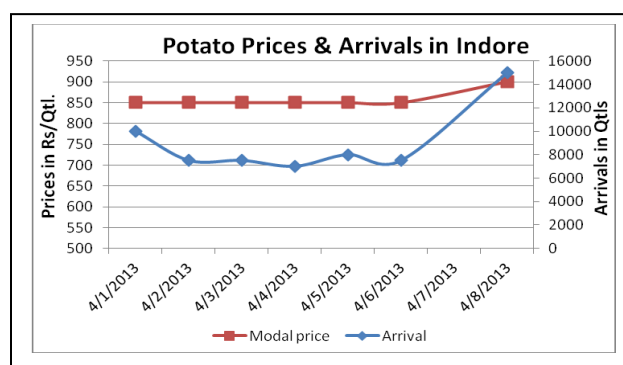
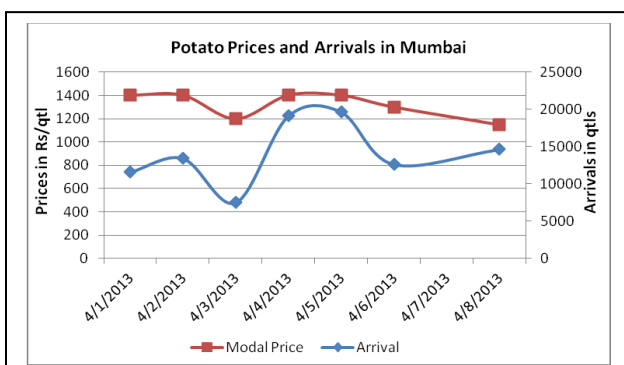
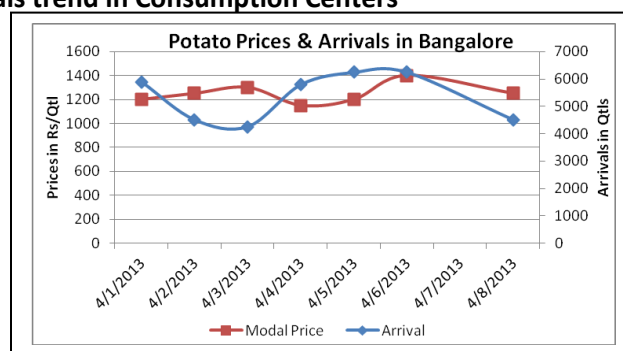
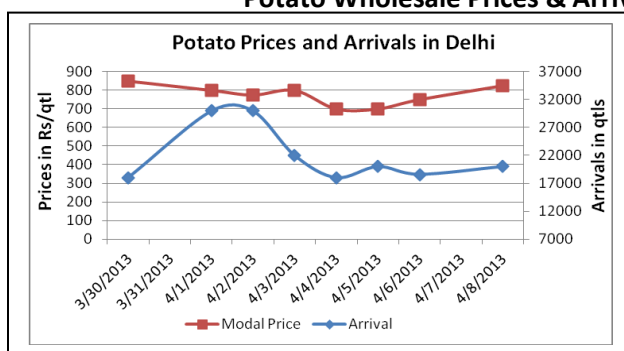


Potato Fundamentals:

- In Agra district of U.P, cold storages are filled by 75%-80% of their cold storage capacities. According to trade sources price are picking up and market is expected to be firm ahead.
- In Begusarai (Bihar), cold storages are approximately filled by 75% compared to last year's 85% of total capacity which is 14-15 lakh bag (1bag=50kg).
- In Delhi, onion is arriving in market from U.P and Punjab which are contributing approximately 85% and 15% respectively to the total arrival.
- According to trade sources in West Bengal, market is expected to remain firm as prices are low by Rs 100 to Rs 150/ quintal compared to prices in U.P.

Potato Wholesale Prices & Arrivals trend in Consumption Centers



(Source: AGRIWATCH)

Potato Prices & Arrivals in major Mandi as on 08.4.2013

Mandis	Burdwan(W.B)	Khandauli	Farrukhabad	Kanpur	Indore	Tarkeshwar(W.B)	Bangalore
Price (Rs./Qt)	575-595	800	500-700	700-900	500-1300	600-620	1200-1300
Arrivals (Qt)	-	50000	6000	13000	15000	-	4500

Potato Prices & Arrivals in major Mandi as on 06.4.2013

Mandis	Burdwan(W.B)	Khandauli	Farrukhabad	Kanpur	Indore	Tarkeshwar(W.B)	Bangalore
Price (Rs./Qt)	575-595	750-800	650-800	700-900	500-1200	600-620	1200-1600
Arrivals (Qt)	-	50000	5000	17000	7500	-	6250

(Source: Agriwatch)

9 April, 2013

MCX- Potato Futures Analysis: (as on 8th April 2013)

Symbol	Exchange	Expiry Date	Today's Close Price	Previous Close Price	Net Change	Today's Open Interest	Previous Day Open Interest	Change
POTATO	MCX	15-Apr-13	990	984.5	5.5	3060	3420	-360
POTATO	MCX	15-May-13	1003	1009.9	-6.9	18150	17970	180
POTATO	MCX	16-Jun-13	1009	1019.6	-10.6	16410	16590	-180
POTATO	NCDEX	18-Apr-13	996	996	0	1500	1500	0
POTATO	NCDEX	20-May-13	1000	1010	-10	10500	10400	100
POTATO	NCDEX	20-Jun-13	1017	1015	2	8600	8400	200

(Source: MCX)

Daily Price Chart of MCX- Agra April Contract:



(Source: Agriwatch)

Potato Prices in major markets – Wholesale vs. Retail as on 8th April 2013

Centre	Wholesale Prices (Rs/ qtl)	Retail Price (Rs/ kg)	Centre	Wholesale Prices (Rs/ qtl)	Retail Price (Rs/ kg)
NORTH ZONE			EAST ZONE		
CHANDIGARH	700	10	PATNA	600	8
DELHI	750	13	BHAGALPUR	600	8
HISAR	800	9	RANCHI	NR	12
KARNAL	850	10	BHUBANESHWAR	700	9
SHIMLA	1000	13	CUTTACK	700	9
MANDI	800	10	SAMBALPUR	720	10
SRINAGAR	NR	20	ROURKELA	800	12
JAMMU	750	15	KOLKATA	600	8
AMRITSAR	900	13	SILIGURI	550	8
LUDHIANA	NR	NR	NORTH-EAST ZONE		
BATHINDA	400	7	ITANAGAR	650	10
LUCKNOW	NR	NR	GUWAHATI	NR	9
KANPUR	NR	NR	SHILLONG	1000	15
VARANASI	NR	NR	AIZWAL	2200	30
AGRA	NR	NR	DIMAPUR	850	12
DEHRADUN	NR	NR	AGARTALA	900	14
WEST ZONE			SOUTH ZONE		
RAIPUR	1200	14	PORT BLAIR	1600	18
PANAJI	NR	NR	HYDERABAD	NR	NR
AHMEDABAD	1100	15	VIJAYWADA	NR	NR
RAJKOT	1225	14	VISAKHAPATNAM	NR	NR
BHOPAL	NR	NR	BENGALURU	NR	NR
INDORE	975	15	DHARWAD	NR	NR
GWALIOR	1700	20	T.PURAM	2100	23
JABALPUR	700	9	ERNAKULAM	2200	24
MUMBAI	1200	22	KOZHIKODE	1800	22
NAGPUR	1070	14	PUDUCHERRY	1800	20
JAIPUR	500	10	CHENNAI	1200	17
JODHPUR	800	10	DINDIGUL	NR	NR
KOTA	NR	NR	THIRUCHIRAPALLI	1300	16

(Source: State Civil Supplies Dept)

Disclaimer

The information contained in this document has been compiled by Agriwatch from sources believed to be reliable, such as NHB, Agmarknet, etc. and directly from traders in mandis. However, users of this data are requested to use the information with due caution and crosscheck with other sources. This document is not, and should not be construed as an offer to sell or buy any commodities. This document may not be reproduced, distributed or published without the express consent of SFAC