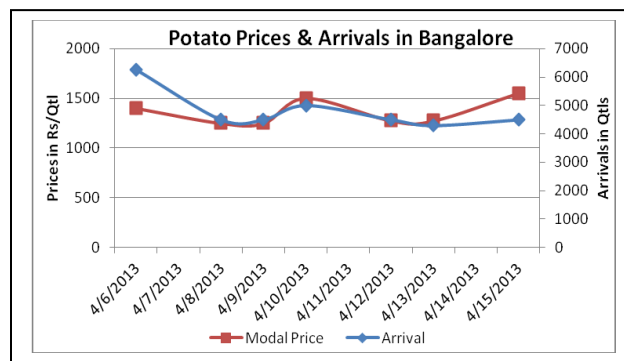
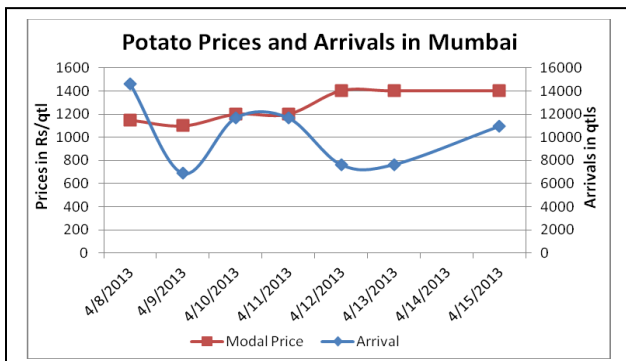
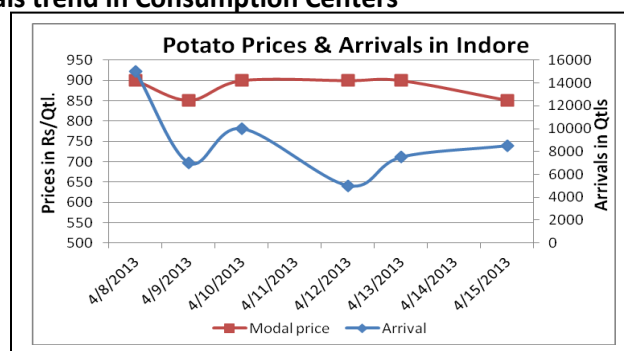
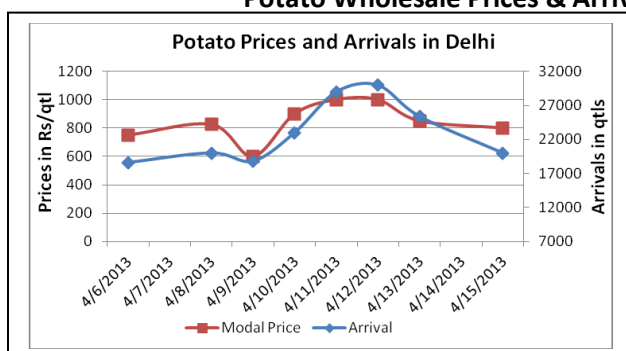


Potato Fundamentals:

- In MCX, potato prices hit the higher circuit on the April contract though it was the last day of contract to get expired.
- According to trade sources, demand from Bengal potatoes from Odisha, Bihar, Tamil Nadu and Maharashtra is high as potato of Bengal are selling in less price compared to U.P
- In Tarkeshwar (West Bengal), prices of potatoes have increased from Rs 617/ quintal to Rs 667/ quintal in last few days because of higher demand from Eastern and Southern part of India.
- In U.P, total cold storages capacity is approximately 110 lakh tons compared to previous year capacity of 98 lakh tons.

Potato Wholesale Prices & Arrivals trend in Consumption Centers



(Source: AGRIWATCH)

Potato Prices & Arrivals in major Mandi as on 15.4.2013

Mandis	Burdwan(W.B)	Khandauli	Farrukhabad	Kanpur	Indore	Tarkeshwar(W.B)	Bangalore
Price (Rs./Qtl)	640-645	800-1200	515-750	800-1000	500-1200	660-675	1500-1600
Arrivals (Qtl)	-	50000	14000	18000	8500	-	4500

Potato Prices & Arrivals in major Mandi as on 13.4.2013

Mandis	Burdwan(W.B)	Khandauli	Farrukhabad	Kanpur	Indore	Tarkeshwar(W.B)	Bangalore
Price (Rs./Qtl)	640-645	800-1100	800-850	700-1000	500-1300	660-675	1050-1500
Arrivals (Qtl)	-	50000	5000	9000	7500	-	4300

(Source: Agriwatch)

MCX- Potato Futures Analysis: (as on 15th April 2013)

Symbol	Exchange	Expiry Date	Today's Close Price	Previous Close Price	Net Change	Today's Open Interest	Previous Day Open Interest	Change
POTATO	MCX	15-Apr-13	1069	1027.9	41.1	90	720	-630
POTATO	MCX	15-May-13	1065	1038.2	26.8	14130	16320	-2190
POTATO	MCX	16-Jun-13	1076.3	1046.6	29.7	19350	18210	1140
POTATO	NCDEX	18-Apr-13	996	996	0	1500	1500	0
POTATO	NCDEX	20-May-13	1058	1030	28	12100	11500	600
POTATO	NCDEX	20-Jun-13	1069	1040	29	7900	8000	-100

(Source: MCX)

Daily Price Chart of MCX- Agra May Contract:



(Source: Agriwatch)

In MCX, May contract prices are increasing and open interest is falling which suggest market participants are short covering their positions. Prices are moving in the range of Rs 1000- Rs 1080 from last few days. Market is expected to remain range bounded ahead. Even the Relative strength indicator (RSI) oscillator is not showing much variation which also suggests steady market for this contract.

Potato Prices in major markets – Wholesale vs. Retail as on 15th April 2013

Centre	Wholesale Prices (Rs/ qtl)	Retail Price (Rs/ kg)	Centre	Wholesale Prices (Rs/ qtl)	Retail Price (Rs/ kg)
NORTH ZONE			EAST ZONE		
CHANDIGARH	700	10	PATNA	750	9
DELHI	913	14	BHAGALPUR	600	8
HISAR	800	9	RANCHI	NR	12
KARNAL	950	12	BHUBANESHWAR	800	10
SHIMLA	NR	NR	CUTTACK	NR	NR
MANDI	NR	NR	SAMBALPUR	780	10
SRINAGAR	NR	NR	ROURKELA	900	12
JAMMU	740	14	KOLKATA	NR	NR
AMRITSAR	900	13	SILIGURI	NR	NR
LUDHIANA	NR	NR	NORTH-EAST ZONE		
BATHINDA	NR	NR	ITANAGAR	NR	NR
LUCKNOW	800	10	GUWAHATI	NR	NR
KANPUR	600	10	SHILLONG	NR	NR
VARANASI	1200	14	AIZWAL	NR	NR
AGRA	600	8	DIMAPUR	850	12
DEHRADUN	800	14	AGARTALA	NR	NR
WEST ZONE			SOUTH ZONE		
RAIPUR	1400	16	PORT BLAIR	NR	NR
PANAJI	NR	NR	HYDERABAD	1200	14
AHMEDABAD	1100	15	VIJAYWADA	1650	18
RAJKOT	1300	15	VISAKHAPATNAM	767	13
BHOPAL	1300	15	BENGALURU	1700	19
INDORE	1000	15	DHARWAD	2100	22
GWALIOR	1700	20	T.PURAM	2100	23
JABALPUR	700	9	ERNAKULAM	2200	24
MUMBAI	1150	22	KOZHIKODE	1700	21
NAGPUR	1102	14	PUDUCHERRY	2200	24
JAIPUR	500	10	CHENNAI	1200	17
JODHPUR	800	10	DINDIGUL	NR	NR
KOTA	1000	15	THIRUCHIRAPALLI	1300	16

(Source: State Civil Supplies Dept)

Disclaimer

The information contained in this document has been compiled by Agriwatch from sources believed to be reliable, such as NHB, Agmarknet, etc. and directly from traders in mandis. However, users of this data are requested to use the information with due caution and crosscheck with other sources. This document is not, and should not be construed as an offer to sell or buy any commodities. This document may not be reproduced, distributed or published without the express consent of SFAC