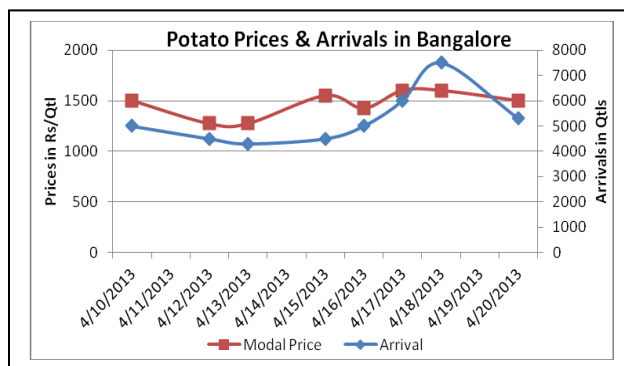
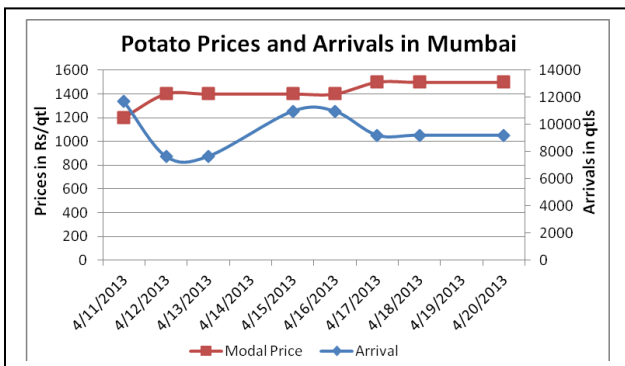
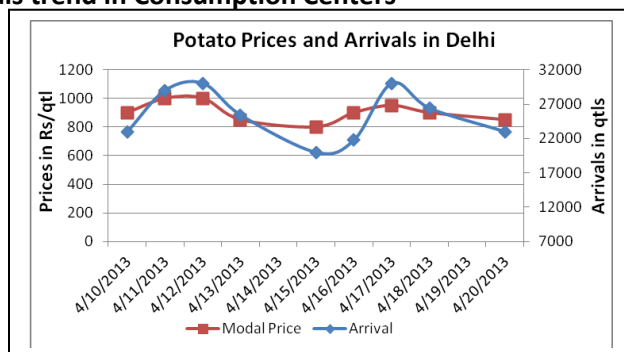
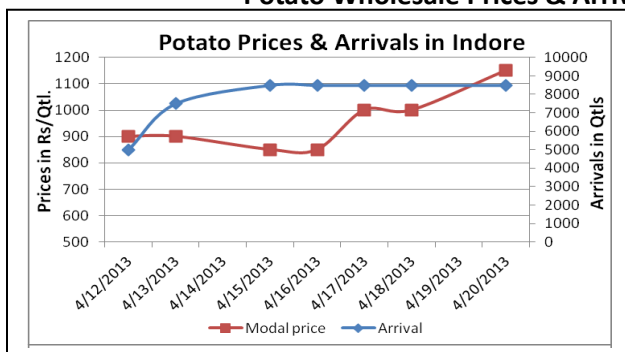


Potato Fundamentals:

- In U.P total cold storage capacity is approximately 110 lakh tons compared to previous year total capacity of 98 lakh tons whereas capacity in West Bengal is similar to last year which is approximately 64 lakh tons.
- According to trade sources, lowest potato is stored in Agra region. In Kanpur GT Road region approximately 85% of cold storages are filled whereas in Agra region it is expected to be 75% only.
- In Tarkeshwar (West Bengal), cold storages are expected to start offloading by the end of this month. According to trade sources, prices are hovering in the range of Rs 770/ quintal which almost higher by 25-30% compared to 3-4 days earlier.

Potato Wholesale Prices & Arrivals trend in Consumption Centers



(Source: AGRIWATCH)

Potato Prices & Arrivals in major Mandi as on 20.4.2013

Mandis	Burdwan(W.B)	Khandauli	Farrukhabad	Kanpur	Indore	Tarkeshwar(W.B)	Bangalore
Price (Rs./Qtl)	760	1100-1200	500-800	800-900	1000-1300	830	1400-1600
Arrivals (Qtl)	-	50000	8000	18000	8500	-	5300

Potato Prices & Arrivals in major Mandi as on 18.4.2013

Mandis	Burdwan(W.B)	Khandauli	Farrukhabad	Kanpur	Indore	Tarkeshwar(W.B)	Bangalore
Price (Rs./Qtl)	730	1000-1200	500-800	400-900	500-1500	810	750-850
Arrivals (Qtl)	-	50000	6000	18000	8500	-	7500

(Source: Agriwatch)

22 April, 2013

MCX- Potato Futures Analysis: (as on 20th April 2013)

Symbol	Exchange	Expiry Date	Today's Close Price	Previous Close Price	Net Change	Today's Open Interest	Previous Day Open Interest	Change
POTATO	MCX	15-May-13	1025.20	1039	-13.8	11490	11850	-360
POTATO	MCX	16-Jun-13	1025.40	1049.9	-24.5	17370	18270	-900
POTATO	NCDEX	20-May-13	1022	1039	-17	12200	12300	-100
POTATO	NCDEX	20-Jun-13	1011	1039	-28	8300	8300	0

(Source: MCX)

Daily Price Chart of MCX- Agra May Contract:



(Source: Agriwatch)

Candlestick chart trend reveals bearish sentiment in the market. RSI is moving down in neutral region in the market indicates prices may go down in short term. Prices closed between 9 and 18 days EMAs. Volumes are not supporting the prices in the market.

Potato Prices in major markets – Wholesale vs. Retail as on 18th April 2013

Centre	Wholesale Prices (Rs/ qtl)	Retail Price (Rs/ kg)	Centre	Wholesale Prices (Rs/ qtl)	Retail Price (Rs/ kg)
NORTH ZONE			EAST ZONE		
CHANDIGARH	700	10	PATNA	750	9
DELHI	875	14	BHAGALPUR	600	8
HISAR	800	9	RANCHI	NR	NR
KARNAL	1040	10	BHUBANESHWAR	NR	NR
SHIMLA	1400	18	CUTTACK	NR	NR
MANDI	800	10	SAMBALPUR	NR	NR
SRINAGAR	NR	NR	ROURKELA	NR	NR
JAMMU	NR	NR	KOLKATA	800	10
AMRITSAR	800	12	SILIGURI	550	8
LUDHIANA	1000	15	NORTH-EAST ZONE		
BATHINDA	400	7	ITANAGAR	650	10
LUCKNOW	800	10	GUWAHATI	NR	9
KANPUR	800	12	SHILLONG	1000	15
VARANASI	1000	12	AIZWAL	2200	30
AGRA	600	8	DIMAPUR	850	12
DEHRADUN	800	14	AGARTALA	900	14
WEST ZONE			SOUTH ZONE		
RAIPUR	1400	16	PORT BLAIR	1600	18
PANAJI	NR	NR	HYDERABAD	1200	14
AHMEDABAD	1100	15	VIJAYWADA	1633	18
RAJKOT	1290	15	VISAKHAPATNAM	767	13
BHOPAL	1300	15	BENGALURU	1700	19
INDORE	1000	15	DHARWAD	2100	22
GWALIOR	1700	20	T.PURAM	2100	23
JABALPUR	700	9	ERNAKULAM	2200	24
MUMBAI	1350	24	KOZHICODE	1700	21
NAGPUR	1115	16	PUDUCHERRY	2000	22
JAIPUR	500	10	CHENNAI	1200	17
JODHPUR	NR	NR	DINDIGUL	NR	NR
KOTA	1000	15	THIRUCHIRAPALLI	1400	16

(Source: State Civil Supplies Dept)

Disclaimer

The information contained in this document has been compiled by Agriwatch from sources believed to be reliable, such as NHB, Agmarknet, etc. and directly from traders in mandis. However, users of this data are requested to use the information with due caution and crosscheck with other sources. This document is not, and should not be construed as an offer to sell or buy any commodities. This document may not be reproduced, distributed or published without the express consent of SFAC