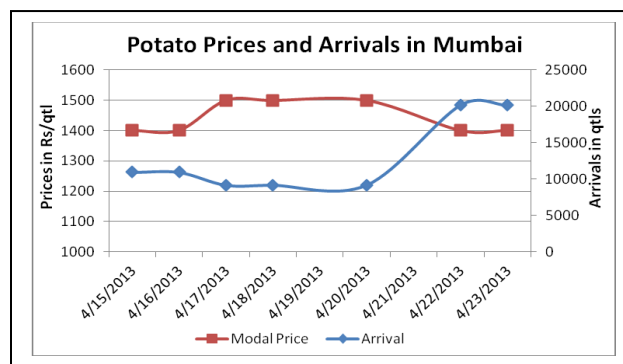
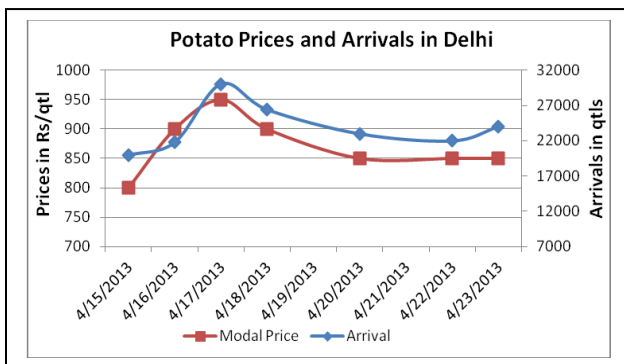
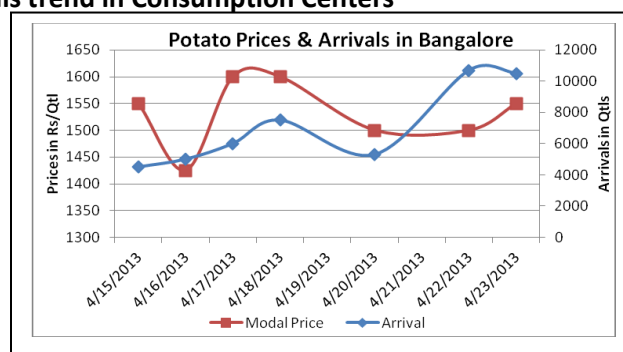
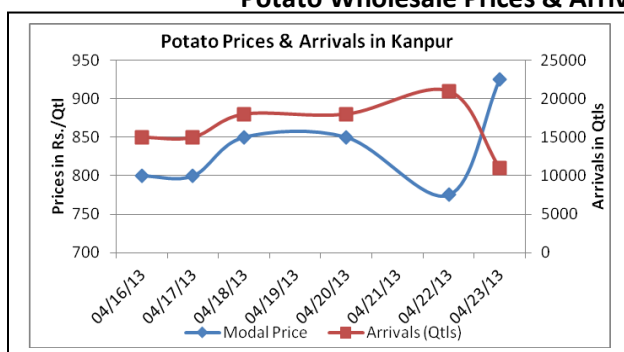


Potato Fundamentals:

- In West Bengal, cold storages capacity are almost filled by 94% of total capacity which is almost 64 lakh ton. Prices are expected to remain firm.
- In Tarkeshwar and Burdwan, prices are firm and have increased by approximately Rs 50/ quintal in last 4-5 days.
- In MCX, May contract market participants are building up their position short with decrease in prices and increase in open interest.
- In North East part of India, maximum retail prices were in Aizwal at Rs 3000/ quintal followed by Agartala and Dimapur at Rs 1500 and Rs 1200/ quintal.

Potato Wholesale Prices & Arrivals trend in Consumption Centers



(Source: Agriwatch)

Potato Prices & Arrivals in major Mandi as on 22.4.2013

Mandis	Burdwan(W.B)	Khandauli	Farrukhabad	Kanpur	Indore	Tarkeshwar(W.B)	Bangalore
Price (Rs./Qtl)	735	1100-1200	500-800	800-1050	Closed	860	1500-1600
Arrivals (Qtl)	-	50000	6000	11000	Closed	-	10500

Potato Prices & Arrivals in major Mandi as on 20.4.2013

Mandis	Burdwan(W.B)	Khandauli	Farrukhabad	Kanpur	Indore	Tarkeshwar(W.B)	Bangalore
Price (Rs./Qtl)	760	1100-1200	500-800	800-900	1000-1300	830	1400-1600
Arrivals (Qtl)	-	50000	8000	18000	8500	-	5300

(Source: Agriwatch)

MCX- Potato Futures Analysis: (as on 23rd April 2013)

Symbol	Exchange	Expiry Date	Today's Close Price	Previous Close Price	Net Change	Today's Open Interest	Previous Day Open Interest	Change
POTATO	MCX	15-May-13	1013	1015	-2	11790	10710	1080
POTATO	MCX	15-Jun-13	1010	1016	-6	18690	18450	240
POTATO	MCX	15-Jul-13	1011	1022	-10.7	2100	1860	240
POTATO	NCDEX	20-May-13	1005	1013	-8	12200	12100	100
POTATO	NCDEX	20-Jun-13	1011	1022	-11	8300	8300	0
POTATO	NCDEX	19-Jul-13	1012	1040	-28	2800	2600	200
POTATO	NCDEX	20-Aug-13	1041	1050	-9	1300	1300	0

(Source: MCX)

Daily Price Chart of MCX- Agra May Contract:



(Source: Agriwatch)

Candlestick chart trend reveals indecision situation in the market. RSI is moving down in neutral region in the market indicates prices may go down in short term. Prices closed between 9 and 18 days EMAs. Volumes are not supporting the prices in the market.

Potato Prices in major markets – Wholesale vs. Retail as on 22th April 2013

Centre	Wholesale Prices (Rs/ qtl)	Retail Price (Rs/ kg)	Centre	Wholesale Prices (Rs/ qtl)	Retail Price (Rs/ kg)
NORTH ZONE			EAST ZONE		
CHANDIGARH	700	10	PATNA	NR	NR
DELHI	925	14	BHAGALPUR	NR	NR
HISAR	800	9	RANCHI	NR	NR
KARNAL	1040	10	BHUBANESHWAR	950	12
SHIMLA	1400	18	CUTTACK	1050	13
MANDI	800	10	SAMBALPUR	850	10
SRINAGAR	NR	NR	ROURKELA	1000	14
JAMMU	900	15	KOLKATA	800	10
AMRITSAR	800	12	SILIGURI	550	8
LUDHIANA	NR	NR	NORTH-EAST ZONE		
BATHINDA	400	7	ITANAGAR	NR	NR
LUCKNOW	NR	NR	GUWAHATI	NR	9
KANPUR	NR	NR	SHILLONG	1000	15
VARANASI	NR	NR	AIZWAL	2200	30
AGRA	NR	NR	DIMAPUR	850	12
DEHRADUN	800	14	AGARTALA	950	15
WEST ZONE			SOUTH ZONE		
RAIPUR	1400	16	PORT BLAIR	1600	18
PANAJI	NR	NR	HYDERABAD	1400	16
AHMEDABAD	NR	NR	VIJAYWADA	1733	19
RAJKOT	NR	NR	VISAKHAPATNAM	800	13
BHOPAL	NR	NR	BENGALURU	NR	NR
INDORE	NR	NR	DHARWAD	NR	NR
GWALIOR	NR	NR	T.PURAM	2100	23
JABALPUR	NR	NR	ERNAKULAM	2300	25
MUMBAI	1250	18	KOZHIKODE	1700	21
NAGPUR	1123	17	PUDUCHERRY	2000	22
JAIPUR	NR	NR	CHENNAI	1600	21
JODHPUR	NR	NR	DINDIGUL	NR	NR
KOTA	NR	NR	THIRUCHIRAPALLI	1400	16

(Source: State Civil Supplies Dept)

Disclaimer

The information contained in this document has been compiled by Agriwatch from sources believed to be reliable, such as NHB, Agmarknet, etc. and directly from traders in mandis. However, users of this data are requested to use the information with due caution and crosscheck with other sources. This document is not, and should not be construed as an offer to sell or buy any commodities. This document may not be reproduced, distributed or published without the express consent of SFAC