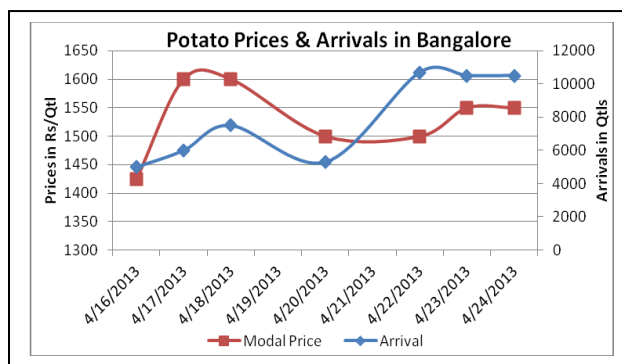
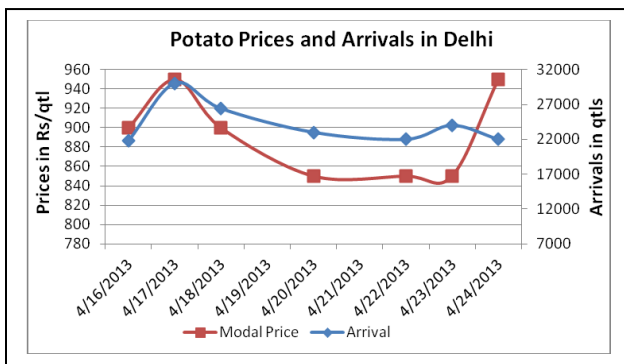
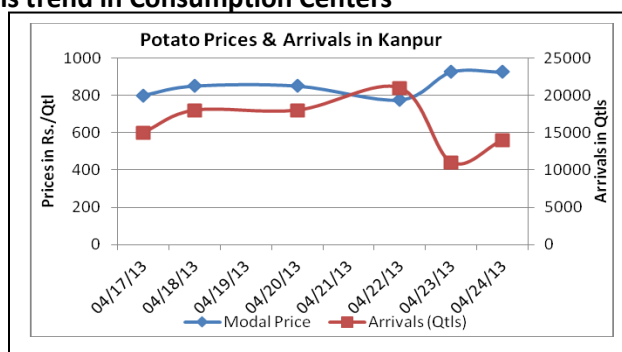
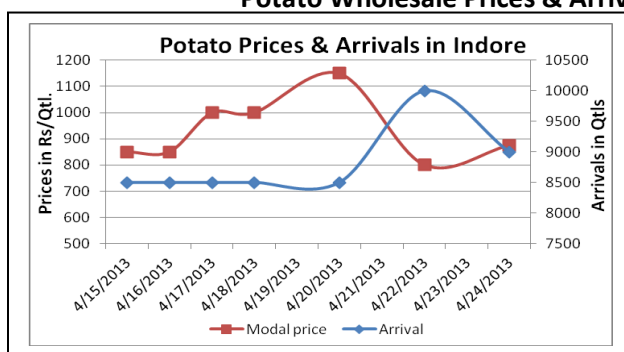


Potato Fundamentals:

- In Farrukhabad (U.P), cold storages are expected to open in next 15 days. Prices are hovering in the range of Rs 600 to Rs 775/ quintal.
- In West Bengal, cold storages are expected to open from 1st week of May and it is expected that prices may be in the range of Rs 900 to Rs 1000/ quintal.
- In Bangalore, potato from local region is contributing approximately 75% and rest 25% is arriving in market from U.P and West Bengal.
- In Tarkeshwar (West Bengal), prices of potato have increased by 25% in last one week. Prices have gone up from Rs 650/ quintal to Rs 820/ quintal.

Potato Wholesale Prices & Arrivals trend in Consumption Centers



(Source: Agriwatch)

Potato Prices & Arrivals in major Mandi as on 24.4.2013

Mandis	Burdwan(W.B)	Khandauli	Farrukhabad	Kanpur	Indore	Tarkeshwar(W.B)	Bangalore
Price (Rs./Qtl)	770	1100-1200	750-800	800-1050	500-1250	820	1400-1600
Arrivals (Qtl)	-	60000	5000	14000	9000	-	10500

Potato Prices & Arrivals in major Mandi as on 23.4.2013

Mandis	Burdwan(W.B)	Khandauli	Farrukhabad	Kanpur	Indore	Tarkeshwar(W.B)	Bangalore
Price (Rs./Qtl)	735	1100-1200	500-800	800-1050	Closed	860	1500-1600
Arrivals (Qtl)	-	50000	6000	11000	Closed	-	10500

(Source: Agriwatch)

MCX- Potato Futures Analysis: (as on 23rd April 2013)

Symbol	Exchange	Expiry Date	Today's Close Price	Previous Close Price	Net Change	Today's Open Interest	Previous Day Open Interest	Change
POTATO	MCX	15-May-13	1013	1015	-2	11790	10710	1080
POTATO	MCX	15-Jun-13	1010	1016	-6	18690	18450	240
POTATO	MCX	15-Jul-13	1011	1022	-10.7	2100	1860	240
POTATO	NCDEX	20-May-13	1005	1013	-8	12200	12100	100
POTATO	NCDEX	20-Jun-13	1011	1022	-11	8300	8300	0
POTATO	NCDEX	19-Jul-13	1012	1040	-28	2800	2600	200
POTATO	NCDEX	20-Aug-13	1041	1050	-9	1300	1300	0

(Source: MCX, NCDEX)

Daily Price Chart of MCX- Agra May Contract:



(Source: Agriwatch)

Candlestick chart trend reveals indecision situation in the market. RSI is moving down in neutral region in the market indicates prices may go down in short term. Prices closed between 9 and 18 days EMAs. Volumes are not supporting the prices in the market.

Potato Prices in major markets – Wholesale vs. Retail as on 24th April 2013

Centre	Wholesale Prices (Rs/ qtl)	Retail Price (Rs/ kg)	Centre	Wholesale Prices (Rs/ qtl)	Retail Price (Rs/ kg)
NORTH ZONE			EAST ZONE		
CHANDIGARH	NA	NA	PATNA	750	9
DELHI	NA	NA	BHAGALPUR	700	9
HISAR	NA	NA	RANCHI	NA	NA
KARNAL	NA	NA	BHUBANESHWAR	920	12
SHIMLA	1200	15	CUTTACK	1050	13
MANDI	800	10	SAMBALPUR	980	12
SRINAGAR	NA	NA	ROURKELA	1000	14
JAMMU	NA	NA	KOLKATA	800	10
AMRITSAR	800	12	SILIGURI	NA	NA
LUDHIANA	NA	NA	NORTH-EAST ZONE		
BATHINDA	NA	NA	ITANAGAR	NA	NA
LUCKNOW	800	10	GUWAHATI	NA	10
KANPUR	1000	14	SHILLONG	1000	15
VARANASI	1200	14	AIZWAL	NA	NA
AGRA	600	8	DIMAPUR	NA	NA
DEHRADUN	NA	NA	AGARTALA	NA	NA
WEST ZONE			SOUTH ZONE		
RAIPUR	NA	NA	PORT BLAIR	NA	NA
PANAJI	NA	NA	HYDERABAD	1400	16
AHMEDABAD	1100	15	VIJAYWADA	1733	19
RAJKOT	1255	15	VISAKHAPATNAM	800	13
BHOPAL	1300	15	BENGALURU	NA	NA
INDORE	1000	NA	DHARWAD	NA	18
GWALIOR	1800	20	T.PURAM	2100	23
JABALPUR	NA	NA	ERNAKULAM	2300	25
MUMBAI	NA	NA	KOZHIKODE	1700	21
NAGPUR	NA	NA	PUDUCHERRY	2000	22
JAIPUR	NA	NA	CHENNAI	NA	NA
JODHPUR	NA	NA	DINDIGUL	NA	NA
KOTA	NA	NA	THIRUCHIRAPALLI	NA	NA

(Source: State Civil Supplies Dept)

Disclaimer

The information contained in this document has been compiled by Agriwatch from sources believed to be reliable, such as NHB, Agmarknet, etc. and directly from traders in mandis. However, users of this data are requested to use the information with due caution and crosscheck with other sources. This document is not, and should not be construed as an offer to sell or buy any commodities. This document may not be reproduced, distributed or published without the express consent of SFAC