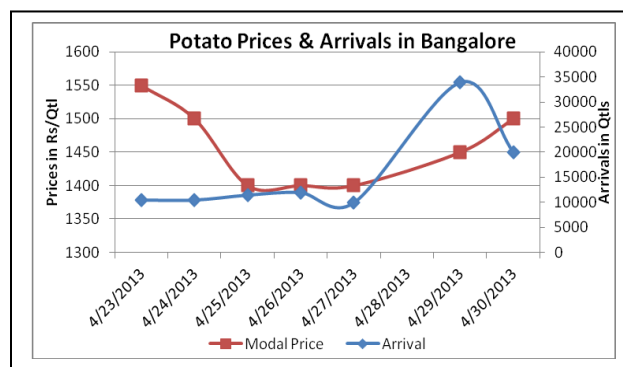
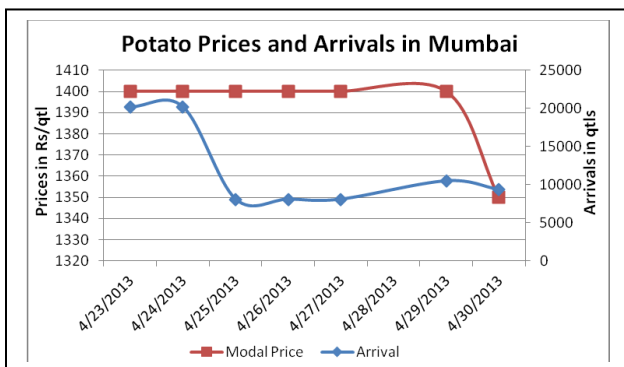
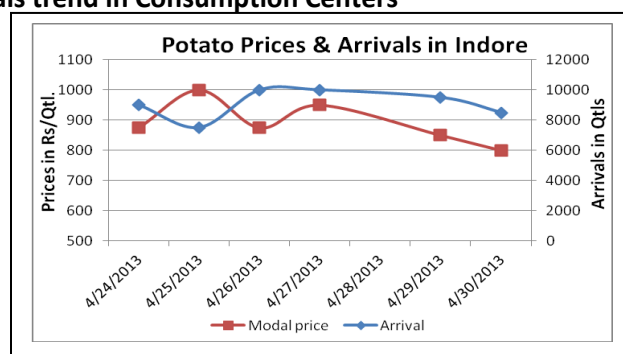
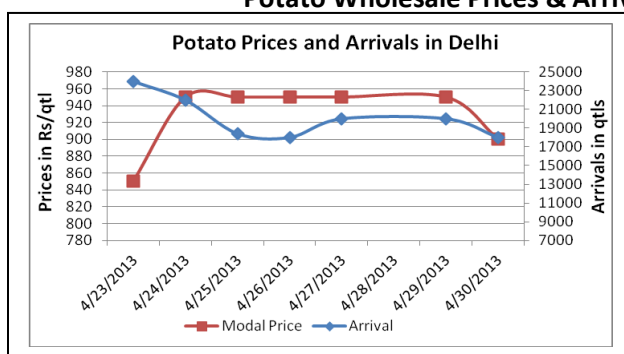


## Potato Fundamentals:

- In Bangalore, potato is arriving in market from U.P, West Bengal and local region. Prices are hovering in the range of Rs 1400 to Rs 1600/ quintal.
- In West Bengal, Takeshwar and west Bengal market, prices are stable and hovering around Rs 830/ quintal and Rs 800/ quintal.
- In Farrukhabad (U.P), cold storages are expected to open in next 10-15 days. Prices are hovering in the range of Rs 600 to Rs 775/ quintal.
- In North Eastern part of India, maximum prices were seen in Aizwal at Rs 3000/ quintal followed by Agartala and Shillong at Rs 1500/ quintal.

## Potato Wholesale Prices & Arrivals trend in Consumption Centers



(Source: AGRIWATCH)

## Potato Prices & Arrivals in major Mandi as on 30.4.2013

Mandis	Burdwan(W.B)	Khandauli	Farrukhabad	Kanpur	Indore	Tarkeshwar(W.B)	Bangalore
Price (Rs./Qtl)	820	1000-1100	700-900	700-1000	500-1100	840	1400-1600
Arrivals (Qtl)	-	50000	6000	19000	8500	-	20000

## Potato Prices & Arrivals in major Mandi as on 29.4.2013

Mandis	Burdwan(W.B)	Khandauli	Farrukhabad	Kanpur	Indore	Tarkeshwar(W.B)	Bangalore
Price (Rs./Qtl)	800	1100-1200	700-900	700-1000	500-1200	830	1400-1500
Arrivals (Qtl)	-	40000	6000	19000	9500	-	34000

(Source: Agriwatch)

## Potato Futures Analysis: (as on 30th April 2013)

Exchange	Expiry Date	Today's Close Price	Previous Close Price	Net Change	Today's Open Interest	Previous Day Open Interest	Change
MCX	15-May-13	995	1007.4	-12.4	8370	9900	-1530
MCX	15-Jun-13	975.5	984.8	-9.3	15450	16050	-600
MCX	15-Jul-13	969.7	982.6	-12.9	3720	3450	270
NCDEX	20-May-13	962	986	-24	14200	15000	-800
NCDEX	20-Jun-13	964	979	-15	7400	7800	-400
NCDEX	19-Jul-13	974	972	2	2400	2500	-100
NCDEX	20-Aug-13	986	994	-8	4600	2800	1800

(Source: MCX, NCDEX)

## Daily Price Chart of MCX- Agra May Contract:



(Source: Agriwatch)

In May contract long liquidation was seen with decrease in prices and open interest. It is assumed that market participants are liquidating their positions because of less market demand. Relative strength Indicator is also downward which suggest that prices may fall further.

Potato Prices in major markets – Wholesale vs. Retail as on 30<sup>th</sup> April 2013

Centre	Wholesale Prices (Rs/ qtl)	Retail Price (Rs/ kg)	Centre	Wholesale Prices (Rs/ qtl)	Retail Price (Rs/ kg)
<b>NORTH ZONE</b>			<b>EAST ZONE</b>		
CHANDIGARH	700	10	PATNA	750	9
DELHI	888	15	BHAGALPUR	600	8
HISAR	800	9	RANCHI	700	12
KARNAL	1000	10	BHUBANESHWAR	900	12
SHIMLA	1300	16	CUTTACK	900	12
MANDI	1200	15	SAMBALPUR	960	12
SRINAGAR	NR	20	ROURKELA	1000	14
JAMMU	1000	15	KOLKATA	800	10
AMRITSAR	900	13	SILIGURI	550	8
LUDHIANA	NR	NR	<b>NORTH-EAST ZONE</b>		
BATHINDA	NR	NR	ITANAGAR	NR	NR
LUCKNOW	1000	14	GUWAHATI	NR	10
KANPUR	1000	14	SHILLONG	1000	15
VARANASI	1200	14	AIZWAL	2200	30
AGRA	900	15	DIMAPUR	850	12
DEHRADUN	1180	15	AGARTALA	NR	NR
<b>WEST ZONE</b>			<b>SOUTH ZONE</b>		
RAIPUR	1400	16	PORT BLAIR	1600	18
PANAJI	NR	NR	HYDERABAD	1700	19
AHMEDABAD	1100	15	VIJAYWADA	1633	18
RAJKOT	1300	15	VISAKHAPATNAM	900	13
BHOPAL	1300	15	BENGALURU	1700	19
INDORE	1050	18	DHARWAD	1550	18
GWALIOR	1800	20	T.PURAM	2100	23
JABALPUR	1300	15	ERNAKULAM	2300	25
MUMBAI	1200	18	KOZHIKODE	1700	21
NAGPUR	1138	18	PUDUCHERRY	1700	20
JAIPUR	NR	NR	CHENNAI	1400	18
JODHPUR	700	10	DINDIGUL	NR	NR
KOTA	1000	15	THIRUCHIRAPALLI	1900	20

(Source: State Civil Supplies Dept)

## Disclaimer

The information contained in this document has been compiled by Agriwatch from sources believed to be reliable, such as NHB, Agmarknet, etc. and directly from traders in mandis. However, users of this data are requested to use the information with due caution and crosscheck with other sources. This document is not, and should not be construed as an offer to sell or buy any commodities. This document may not be reproduced, distributed or published without the express consent of SFAC