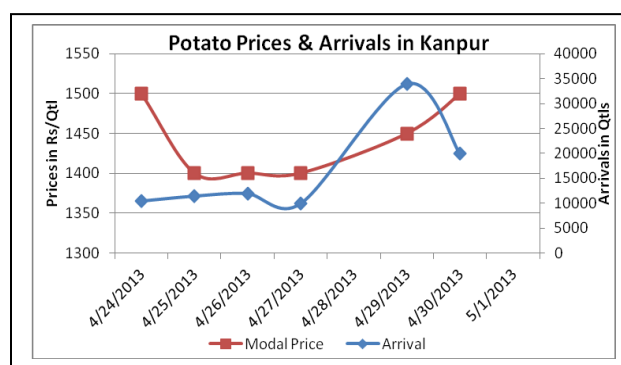
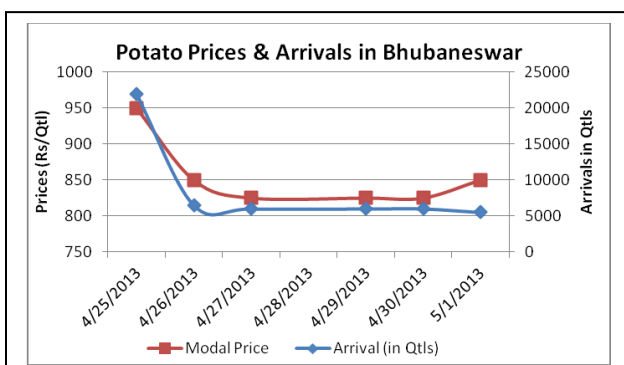
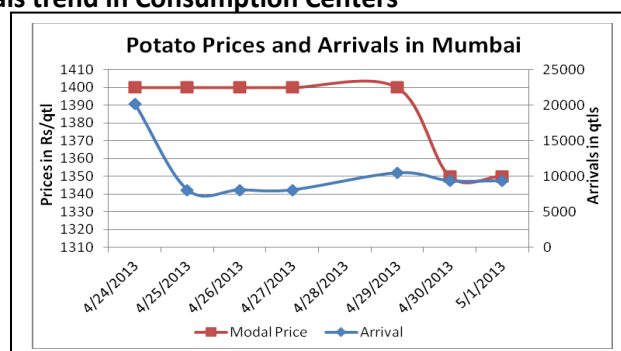
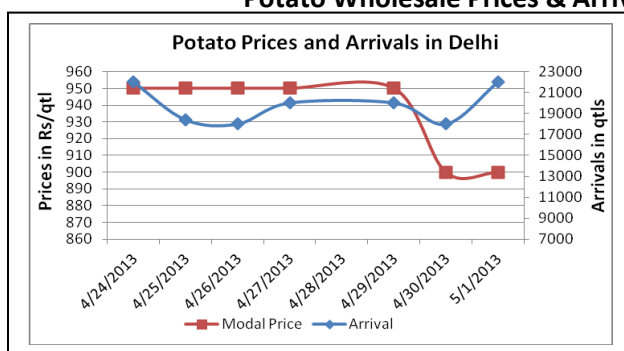


## Potato Fundamentals:

- In Delhi, potatoes are arriving in market from U.P and Punjab which are contributing approximately 60% and 40% respectively to the total arrival.
- In Tarkeshwar and Burdwan, cold storages are expected to open by end of this week. Traders are expecting an opening price of Rs 850-900/ quintal.
- In Bangalore, arrivals have increased in last few days but prices are unchanged and hovering in the range of Rs 1400 to Rs 1600/ quintal.
- In North Eastern part of India, maximum prices were seen in Aizwal at Rs 3000/ quintal followed by Shillong and Itanagar at Rs 1500 and Rs 1000/quintal.

## Potato Wholesale Prices & Arrivals trend in Consumption Centers



(Source: AGRIWATCH)

## Potato Prices & Arrivals in major Mandi as on 01.5.2013

Mandis	Burdwan(W.B)	Khandauli	Farrukhabad	Kanpur	Indore	Tarkeshwar(W.B)	Bangalore
Price (Rs./Qtl)	820	1000-1100	750-800	800-1000	Closed	840	Closed
Arrivals (Qtl)	-	40000	6000	17000	Closed	-	Closed

## Potato Prices & Arrivals in major Mandi as on 30.4.2013

Mandis	Burdwan(W.B)	Khandauli	Farrukhabad	Kanpur	Indore	Tarkeshwar(W.B)	Bangalore
Price (Rs./Qtl)	820	1000-1100	700-900	700-1000	500-1100	840	1400-1600
Arrivals (Qtl)	-	50000	6000	19000	8500	-	20000

(Source: Agriwatch)

## Potato Futures Analysis: (as on 30th April 2013)

Exchange	Expiry Date	Today's Close Price	Previous Close Price	Net Change	Today's Open Interest	Previous Day Open Interest	Change
MCX	15-May-13	995	1007.4	-12.4	8370	9900	-1530
MCX	15-Jun-13	975.5	984.8	-9.3	15450	16050	-600
MCX	15-Jul-13	969.7	982.6	-12.9	3720	3450	270
NCDEX	20-May-13	962	986	-24	14200	15000	-800
NCDEX	20-Jun-13	964	979	-15	7400	7800	-400
NCDEX	19-Jul-13	974	972	2	2400	2500	-100
NCDEX	20-Aug-13	986	994	-8	4600	2800	1800

(Source: MCX, NCDEX)

## Daily Price Chart of MCX- Agra May Contract:



(Source: Agriwatch)

In May contract long liquidation was seen with decrease in prices and open interest. It is assumed that market participants are liquidating their positions because of less market demand. Relative strength Indicator is also downward which suggest that prices may fall further.

Potato Prices in major markets – Wholesale vs. Retail as on 1<sup>st</sup> May 2013

Centre	Wholesale Prices (Rs/ qtl)	Retail Price (Rs/ kg)	Centre	Wholesale Prices (Rs/ qtl)	Retail Price (Rs/ kg)
<b>NORTH ZONE</b>			<b>EAST ZONE</b>		
CHANDIGARH	NR	NR	PATNA	NR	NR
DELHI	875	15	BHAGALPUR	NR	NR
HISAR	800	9	RANCHI	NR	NR
KARNAL	1000	10	BHUBANESHWAR	900	12
SHIMLA	1300	16	CUTTACK	900	12
MANDI	950	11	SAMBALPUR	960	12
SRINAGAR	NR	NR	ROURKELA	1000	14
JAMMU	1000	20	KOLKATA	NR	NR
AMRITSAR	1000	15	SILIGURI	NR	NR
LUDHIANA	NR	NR	<b>NORTH-EAST ZONE</b>		
BATHINDA	NR	NR	ITANAGAR	650	10
LUCKNOW	1000	14	GUWAHATI	NR	NR
KANPUR	1000	14	SHILLONG	1000	15
VARANASI	1200	14	AIZWAL	2200	30
AGRA	900	15	DIMAPUR	NR	NR
DEHRADUN	1180	15	AGARTALA	NR	NR
<b>WEST ZONE</b>			<b>SOUTH ZONE</b>		
RAIPUR	1400	16	PORT BLAIR	1600	18
PANAJI	NR	NR	HYDERABAD	1600	18
AHMEDABAD	1100	15	VIJAYWADA	1633	18
RAJKOT	1300	15	VISAKHAPATNAM	900	13
BHOPAL	1300	15	BENGALURU	NR	NR
INDORE	NR	NR	DHARWAD	NR	NR
GWALIOR	1800	20	T.PURAM	NR	NR
JABALPUR	1300	15	ERNAKULAM	NR	NR
MUMBAI	NR	NR	KOZHICODE	NR	NR
NAGPUR	NR	NR	PUDUCHERRY	NR	NR
JAIPUR	500	10	CHENNAI	NR	NR
JODHPUR	NR	NR	DINDIGUL	NR	NR
KOTA	1100	16	THIRUCHIRAPALLI	NR	NR

(Source: State Civil Supplies Dept)

**Disclaimer**

The information contained in this document has been compiled by Agriwatch from sources believed to be reliable, such as NHB, Agmarknet, etc. and directly from traders in mandis. However, users of this data are requested to use the information with due caution and crosscheck with other sources. This document is not, and should not be construed as an offer to sell or buy any commodities. This document may not be reproduced, distributed or published without the express consent of SFAC