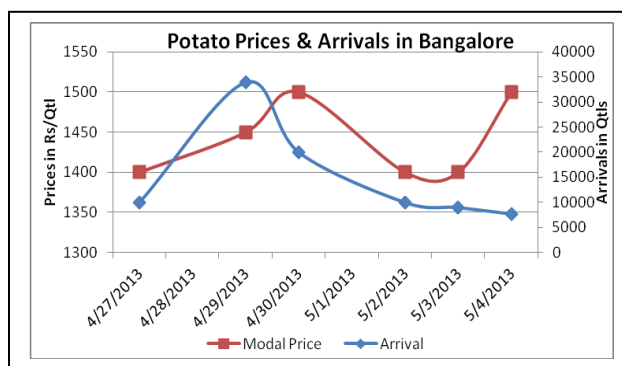
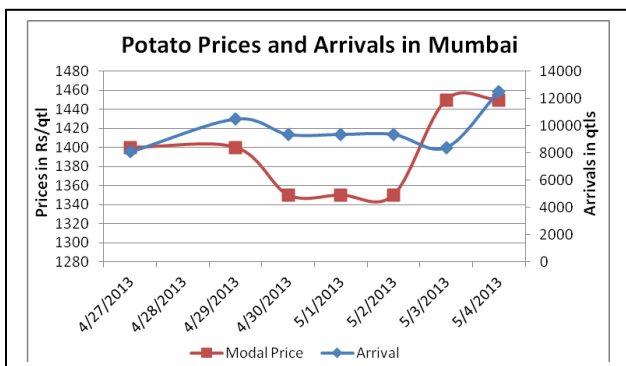
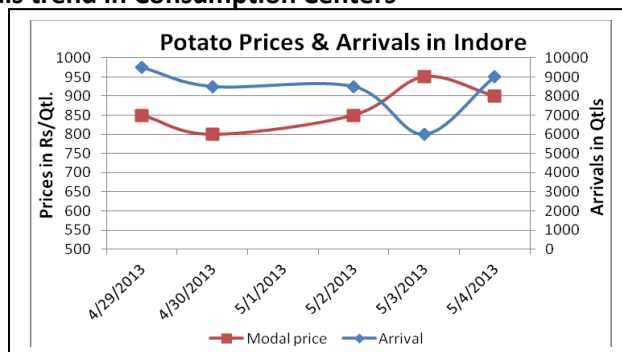
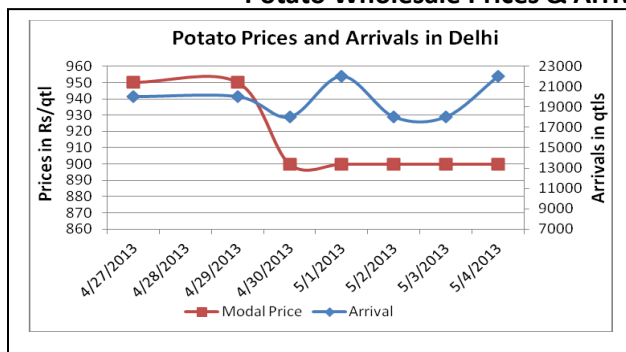


## Potato Fundamentals:

- According to trade sources in West Bengal, few cold storages have opened but all the cold storages are expected to open by next week.
- According to news sources in West Bengal, State government has approved a rental hike of Rs 19 a quintal on cold storages potatoes which makes a total amount of Rs 120/ quintal for storing potatoes as compared to previous season price of Rs 101/ quintal.
- According to trade sources from Khandauli (Agra), prices are trading between Rs 1000 to Rs 1100/ quintal and expected to decrease ahead as traders from South India are preferring potato from West Bengal.

## Potato Wholesale Prices & Arrivals trend in Consumption Centers



(Source: AGRIWATCH)

## Potato Prices & Arrivals in major Mandi as on 04.5.2013

Mandis	Burdwan(W.B)	Khandauli	Farrukhabad	Kanpur	Indore	Tarkeshwar(W.B)	Bangalore
Price (Rs./Qtl)	780	1000-1100	600-800	750-1000	500-1300	840	1400-1600
Arrivals (Qtl)	-	50000	6000	16000	9000	-	7700

## Potato Prices & Arrivals in major Mandi as on 03.5.2013

Mandis	Burdwan(W.B)	Khandauli	Farrukhabad	Kanpur	Indore	Tarkeshwar(W.B)	Bangalore
Price (Rs./Qtl)	800	1000-1100	600-850	800-1000	800-1100	840	1300-1500
Arrivals (Qtl)	-	60000	5000	16000	6000	-	9000

(Source: Agriwatch)

6 May, 2013

## Potato Futures Analysis: (as on 4th May 2013)

Exchange	Expiry Date	Today's Close Price	Previous Close Price	Net Change	Today's Open Interest	Previous Day Open Interest	Change
MCX	15-May-13	1003.30	998.00	5.3	5550	6090	-540
MCX	15-Jun-13	970.10	971.80	-1.7	16590	16410	180
MCX	15-Jul-13	959.30	957.00	2.3	5610	5310	300
NCDEX	20-May-13	990.00	950.00	40	9200	15100	-5900
NCDEX	20-Jun-13	997.00	951.00	46	8000	7100	900
NCDEX	19-Jul-13	1004.00	941.00	63	100	2400	-2300
NCDEX	20-Aug-13	952.00	955.00	-3	5100	5100	0

(Source: MCX, NCDEX)

## Daily Price Chart of MCX- Agra May Contract:



(Source: Agriwatch)

In May contract long liquidation was seen with decrease in prices and open interest. It is expected that market participants are liquidating their positions because of less market demand. Relative strength Indicator is also downward which suggest that prices may fall further.

## Potato Prices in major markets – Wholesale vs. Retail as on 4th May 2013

Centre	Wholesale Prices (Rs/ qtl)	Retail Price (Rs/ kg)	Centre	Wholesale Prices (Rs/ qtl)	Retail Price (Rs/ kg)
<b>NORTH ZONE</b>			<b>EAST ZONE</b>		
CHANDIGARH	700	10	PATNA	750	9
DELHI	913	16	BHAGALPUR	600	8
HISAR	800	9	RANCHI	NR	12
KARNAL	1030	10	BHUBANESHWAR	920	12
SHIMLA	1300	16	CUTTACK	1100	13
MANDI	NR	NR	SAMBALPUR	960	12
SRINAGAR	NR	20	ROURKELA	1000	14
JAMMU	NR	NR	KOLKATA	800	10
AMRITSAR	1000	15	SILIGURI	550	8
LUDHIANA	1000	15	<b>NORTH-EAST ZONE</b>		
BATHINDA	NR	NR	ITANAGAR	NR	NR
LUCKNOW	1000	14	GUWAHATI	NR	10
KANPUR	1000	14	SHILLONG	1000	15
VARANASI	1200	14	AIZWAL	NR	NR
AGRA	800	12	DIMAPUR	850	12
DEHRADUN	1180	15	AGARTALA	950	14
<b>WEST ZONE</b>			<b>SOUTH ZONE</b>		
RAIPUR	1400	16	PORT BLAIR	1600	18
PANAJI	NR	NR	HYDERABAD	1600	18
AHMEDABAD	1100	15	VIJAYWADA	1633	18
RAJKOT	1275	14	VISAKHAPATNAM	1033	14
BHOPAL	1300	15	BENGALURU	1700	19
INDORE	1100	18	DHARWAD	1550	18
GWALIOR	NR	NR	T.PURAM	2100	23
JABALPUR	1300	15	ERNAKULAM	2400	26
MUMBAI	1200	18	KOZHIKODE	1700	21
NAGPUR	1138	18	PUDUCHERRY	1800	20
JAIPUR	500	10	CHENNAI	1400	18
JODHPUR	NR	NR	DINDIGUL	NR	NR
KOTA	1100	16	THIRUCHIRAPALLI	1900	20

(Source: State Civil Supplies Dept)

### Disclaimer

The information contained in this document has been compiled by Agriwatch from sources believed to be reliable, such as NHB, Agmarknet, etc. and directly from traders in mandis. However, users of this data are requested to use the information with due caution and crosscheck with other sources. This document is not, and should not be construed as an offer to sell or buy any commodities. This document may not be reproduced, distributed or published without the express consent of SFAC