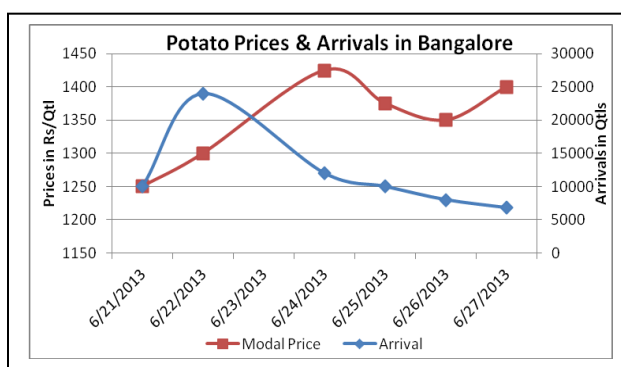
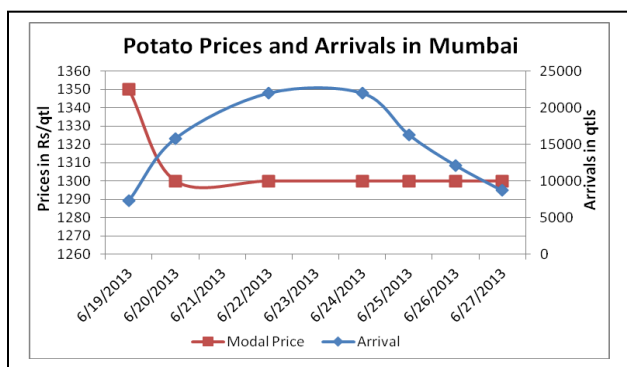
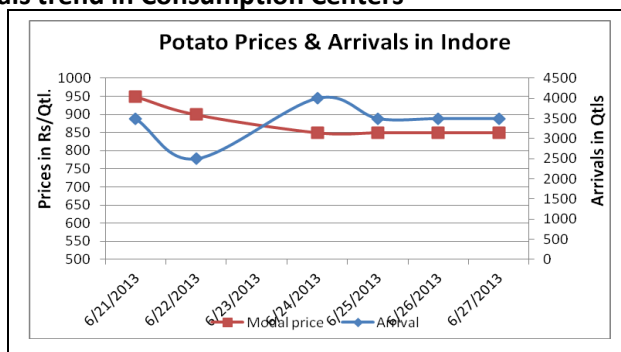
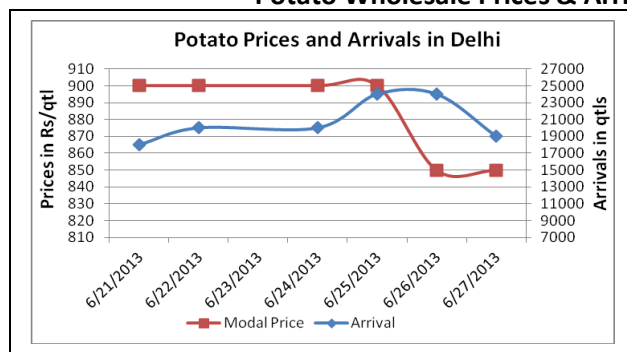


Potato Fundamentals:

- According to trade sources , **agriculture marketing minister of West Bengal** has stated that pace of release from cold storage should be reduced otherwise there will be shortage ahead. The release of cold storage potatoes in West Bengal is almost 1.5 times compared to previous year.
- In Hassan (Karnataka)**, this contributes 2.5% of country's total production. It is expected that potato crop this year is in good condition as compared to previous years because of timely and proper rainfall.
- In Samastipur**, approximately 2% of potatoes have been released from cold storages as compared to previous year release of 16% at same time.
- In Chandausi and Kanpur market of U.P**, released from cold storages has declined by approximately 30-35% in last two days because of heavy rains.

Potato Wholesale Prices & Arrivals trend in Consumption Centers



(Source: AGRIWATCH)

Potato Prices & Arrivals in major Mandi as on 27.6.2013

Mandis	Burdwan(W.B)	Khandauli	Farrukhabad	Kanpur	Indore	Tarkeshwar(W.B)	Bangalore
Price (Rs./Qtl)	700	800-850	800-850	600-850	500-1200	760	1300-1500
Arrivals (Qtl)	-	50000	5000	8000	3500	-	6800

Potato Prices & Arrivals in major Mandi as on 26.6.2013

Mandis	Burdwan(W.B)	Khandauli	Farrukhabad	Kanpur	Indore	Tarkeshwar(W.B)	Bangalore
Price (Rs./Qtl)	700	800-850	800-850	600-850	500-1200	760	1300-1400
Arrivals (Qtl)	-	49000	6000	16000	3500	-	8000

(Source: Agriwatch)

28 June, 2013

Potato Futures Analysis: (as on 27th June 2013)

Symbol	Exchange	Expiry Date	Today's Close Price	Previous Close Price	Net Change	Today's Open Interest	Previous Day Open Interest	Change
POTATO	MCX	15-Jul-13	838.4	840.4	-2	5040	5340	-300
POTATO	MCX	14-Aug-13	788	788.4	-0.4	14070	14400	-330
POTATO	MCX	14-Sep-13	739	740.3	-1.3	7290	7140	150
POTATO	NCDEX	19-Jul-13	768	782	-14	2900	2800	100
POTATO	NCDEX	20-Aug-13	725.00	734.00	-9	10200	10000	200
POTATO	NCDEX	20-Sep-13	666.00	686.00	-20	19800	19800	0

(Source: MCX, NCDEX)

Daily Price Chart of MCX- Agra July Contract:



(Source: Agriwatch)

Candlestick chart trend reveal sideways movement in the market. RSI is moving down in neutral zone indicates prices may go down for short term. Prices closed below 9 and 18 days EMAs. Volumes are not supporting the prices in the market.

Expected Range- 830- 850.



Small Farmers'
Agribusiness
Consortium



Potato Prices in major markets – Wholesale vs. Retail as on 27th June 2013

Centre	Min. Price	Max. Price	Modal Price	Retail Price
AHMEDABAD	700	1200	950	1500
AMRITSAR	475	575	500	1200
BANGALORE	1300	1400	1350	1800
BHUBANESHWAR	800	900	850	1000
CHANDIGARH	900	1100	1000	1500
CHENNAI	1600	1800	1700	2400
DELHI	700	1000	1200	2200
GANGATOK	1200	1600	1400	1700
GUWAHATI	950	1100	1030	1400
INDORE	500	1200	1125	2000
JAIPUR	900	1000	955	1500
JAMMU	1200	1300	1250	1600
JAMMU	800	1000	900	1400
KOLKATA	820	840	830	1100
MUMBAI	1000	1300	1150	2000
MUMBAI	1450	1700	1575	2000
NASIK	1300	1400	1360	1600
PATNA	800	1000	900	1400
PUNE	1100	1300	1200	1500
RANCHI	715	850	800	1100
SHIMLA	1600	1800	1700	2000
SRINAGAR	1250	1500	1400	2000
TRIVANDRUM	2000	2400	2200	3000

(Source: State Civil Supplies Dept)

Disclaimer

The information contained in this document has been compiled by Agriwatch from sources believed to be reliable, such as NHB, Agmarknet, etc. and directly from traders in mandis. However, users of this data are requested to use the information with due caution and crosscheck with other sources. This document is not, and should not be construed as an offer to sell or buy any commodities. This document may not be reproduced, distributed or published without the express consent of SFAC