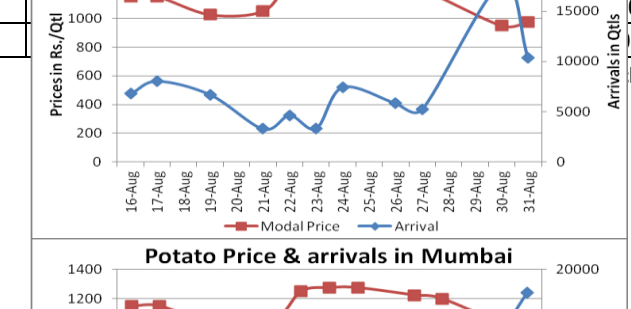
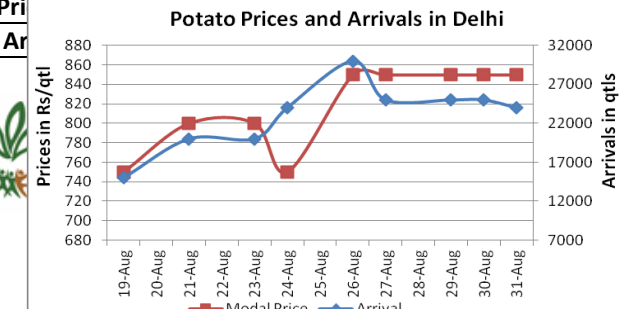
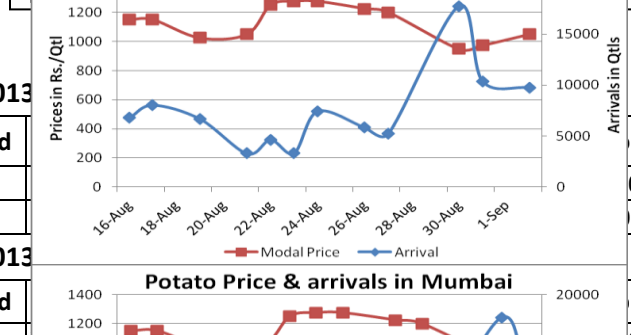
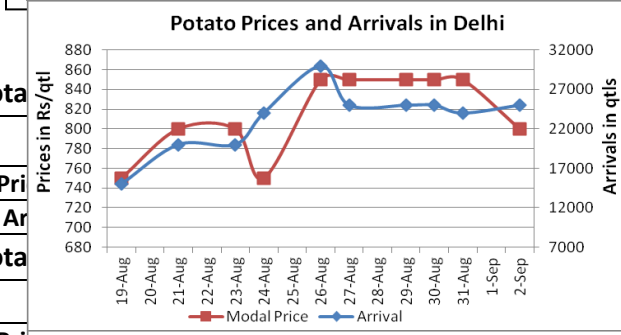
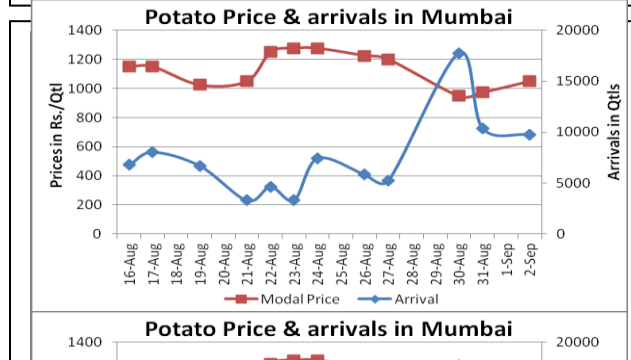
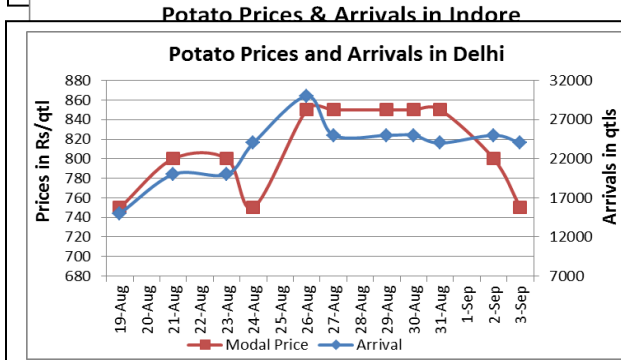
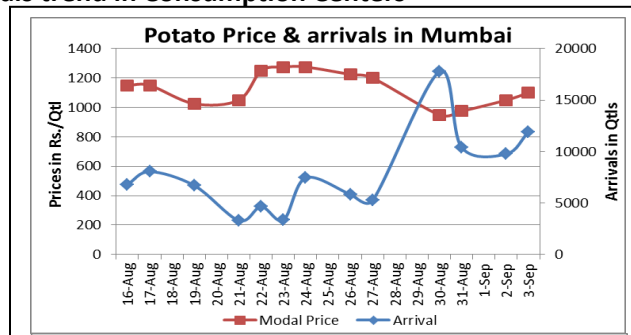
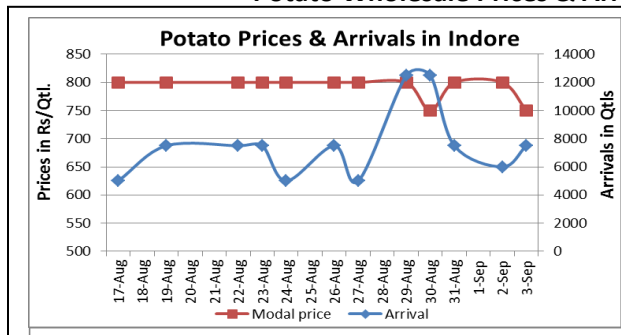


Potato Fundamentals:

- Most of the major Potato market arrivals were reported down on Tuesday.
- As per trade information, potato prices may up in coming days in the domestic market due to lean season arrivals.
- In West Bengal traders are expecting market to firm ahead as it's raining there and if rain continuously pours it may increase prices of potato crop.
- In West Bengal, prices reported steady to Rs 780/ quintal. Traders are expecting firm or range bounded market ahead.
- In Bangalore, potatoes are arriving in market from 'Hassan' only and may continue for next couple of weeks. According to trade sources, approximately 50% of the total crop is expected to be damaged due to heavy rains and blight diseases.

Potato Wholesale Prices & Arrivals trend in Consumption Centers



Pota
Pri
Ar
Pota
Pri
Ar



2013
ad
2013
ad

re
0
re
0
h)

Potato Futures Analysis: (as on 03rd September 2013)

Symbol	Exchange	Expiry Date	Today's Close Price	Previous Close Price	Net Change	Today's Open Interest	Previous Day Open Interest	Change
POTATO	MCX	14-Sep-13	798.8	789.9	+8.9	12180	13440	-1260
POTATO	MCX	31-Mar-14	829.50	829.00	+0.5	4890	4440	+450
POTATO	NCDEX	20-Sep-13	767.00	764.00	+3.0	370	430	-60

(Source: MCX, NCDEX)

Daily Price Chart of MCX- Agra September Contract:

O 799.90 H 806.50 L 799.00 C 799.00 V 34 T 8,182 I 403 +0.2 +0.03%
EMA(9) 794.05 (18) 791.09



(Source: Agriwatch)

Candlestick chart pattern reveals bullish sentiment in the market. RSI is moving up in neutral zone indicates prices may go up for short term. Prices closed above 9 and 18 days EMAs. Volumes are not supporting the prices in the market. 785 levels is the strong support level for short term.

Potato Prices in major markets – Wholesale vs. Retail as on 3 August 2013

Centre	Min. Price	Max. Price	Modal Price	Retail Price
AHMEDABAD	750	1300	1025	1500
BANGALORE	700	850	750	1300
BARAUT	1100	1200	1150	1500
BHOPAL	1000	1200	1100	1400
BHUBANESHWAR	800	900	850	1100
CHANDIGARH	1000	1200	1100	1800
CHENNAI	1200	1400	1300	2000
DEHRADUN	1525	1775	1600	2500
DELHI	625	2100	1362	2800
GANGATOK	1600	2000	1800	2400
GUWAHATI	900	1000	950	1300
HYDERABAD	600	1300	900	1500
INDORE	500	1000	750	1500
JAIPUR	750	850	805	1300
JAMMU	1000	1200	1100	1600
LUCKNOW	900	1100	1000	1200
MUMBAI	1000	1200	1100	1500
NASIK	1150	1500	1350	1600
PATNA	750	900	825	1300
PUNE	1100	1400	1300	1800
RAIPUR	950	1200	1100	1600
RANCHI	705	775	737	1000
SHIMLA	1300	1600	1450	2000
SRINAGAR	1200	1400	1300	2000
SURAT	1000	1200	1100	1800

(Source: State Civil Supplies Dept)

Disclaimer

The information contained in this document has been compiled by Agriwatch from sources believed to be reliable, such as NHB, Agmarknet, etc. and directly from traders in mandis. However, users of this data are requested to use the information with due caution and crosscheck with other sources. This document is not, and should not be construed as an offer to sell or buy any commodities. This document may not be reproduced, distributed or published without the express consent of SFAC



SFAC
लघु कृषक
कृषि व्यापार संघ

Small Farmers'
Agribusiness
Consortium



AGRIWATCH