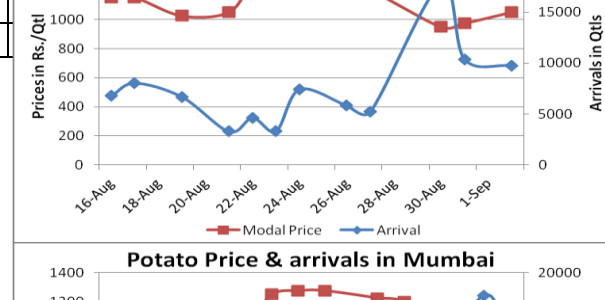
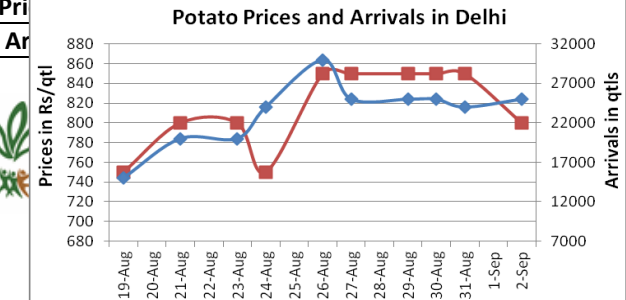
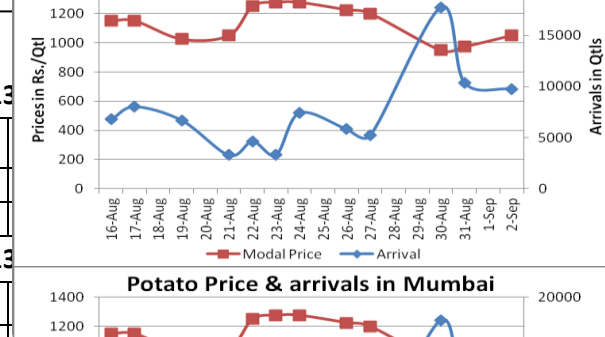
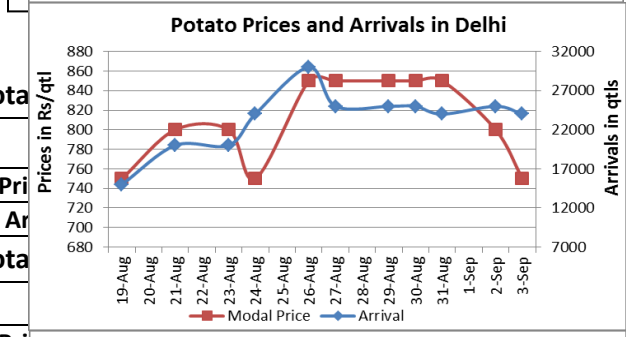
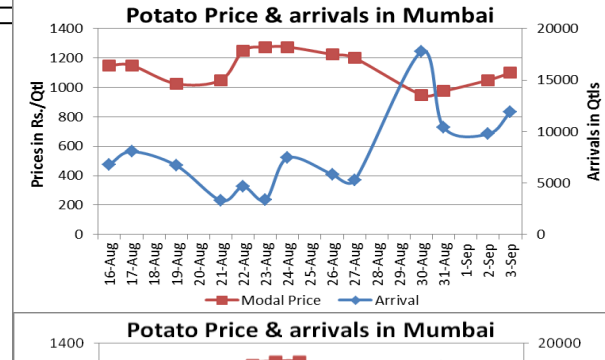
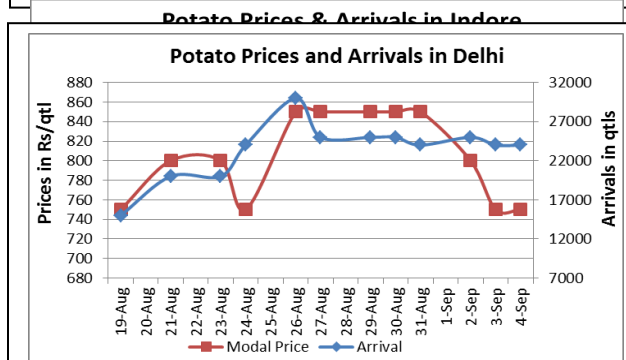
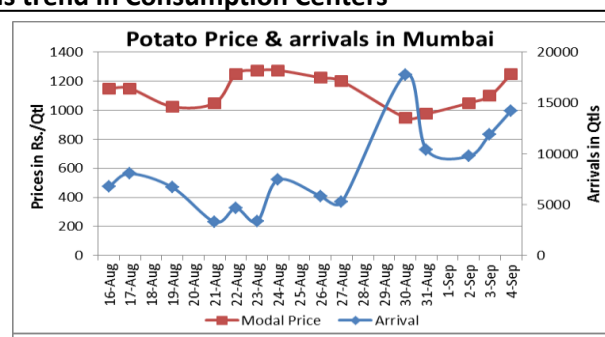
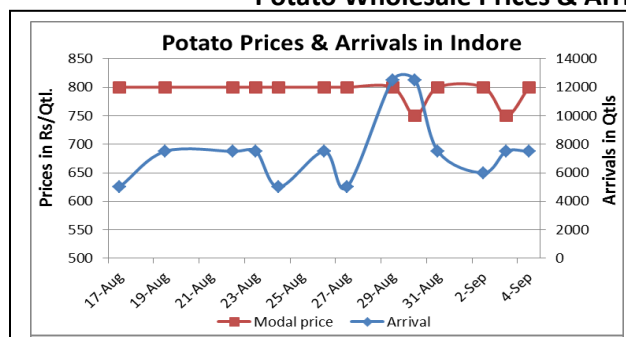


### Potato Fundamentals:

- Most of the major Potato market prices were reported up on Wednesday.
- As per trade information, potato prices may further up in coming days in the domestic market due to lean season arrivals.
- In West Bengal traders are expecting market to firm ahead as it's raining there and if rain continuously pours it may increase prices of potato crop.
- In West Bengal, prices reported steady to Rs 835/ quintal. Traders are expecting firm or range bounded market ahead.
- In Bangalore, potatoes are arriving in market from 'Hassan' only and may continue for next couple of weeks. According to trade sources, approximately 50% of the total crop is expected to be damaged due to heavy rains and blight diseases.

### Potato Wholesale Prices & Arrivals trend in Consumption Centers



Potato  
Price  
Arrival

Potato

Pri  
Ar



2013  
ad

2013  
ad

re  
00

re  
0  
h)

## Potato Futures Analysis: (as on 04<sup>th</sup> September 2013)

Symbol	Exchange	Expiry Date	Today's Close Price	Previous Close Price	Net Change	Today's Open Interest	Previous Day Open Interest	Change
POTATO	MCX	14-Sep-13	800.7	798.8	1.9	11400	12180	-780
POTATO	MCX	31-Mar-14	829.00	829.50	-0.5	4980	4890	90.0
POTATO	NCDEX	20-Sep-13	772.00	767.00	5.0	370	370	Unch

(Source: MCX, NCDEX)

## Daily Price Chart of MCX- Agra September Contract:

O 801.00 H 806.80 L 798.10 C 803.50 V 39 T 9,404 I 386 +2.8 +0.35%

EMA(9) 796.21 (18) 792.55



(Source: Agriwatch)

Candlestick chart pattern reveals bullish sentiment in the market. RSI is moving up in neutral zone indicates prices may go up for short term. Prices closed above 9 and 18 days EMAs. Volumes are not supporting the prices in the market. 785 levels is the strong support level for short term.

## Potato Prices in major markets – Wholesale vs. Retail as on 4 August 2013

Centre	Min. Price	Max. Price	Modal Price	Retail Price
BANGALORE	600	700	675	1200
BHOPAL	950	1050	1000	1200
BHUBANESHWAR	800	840	820	1050
CHENNAI	1300	1500	1400	2000
DEHRADUN	1550	1800	1650	2500
DELHI	750	2000	1350	2800
GANGATOK	1600	2000	1800	2400
GUWAHATI	900	1000	950	1300
HYDERABAD	800	1400	1200	1800
INDORE	500	1100	800	1500
JAIPUR	800	900	855	1400
JAMMU	1200	1300	1250	1600
KOLKATA	820	850	835	1100
LUCKNOW	900	1100	1000	1200
MUMBAI	1000	1300	1150	1500
NASIK	1100	1400	1275	1600
PATNA	750	900	825	1300
PUNE	1200	1400	1300	1600
RAIPUR	1000	1200	1100	1600
RANCHI	737	780	780	1000
SHIMLA	1400	1600	1500	2000
SRINAGAR	1300	1400	1350	1800

(Source: State Civil Supplies Dept)

## Disclaimer

The information contained in this document has been compiled by Agriwatch from sources believed to be reliable, such as NHB, Agmarknet, etc. and directly from traders in mandis. However, users of this data are requested to use the information with due caution and crosscheck with other sources. This document is not, and should not be construed as an offer to sell or buy any commodities. This document may not be reproduced, distributed or published without the express consent of SFAC