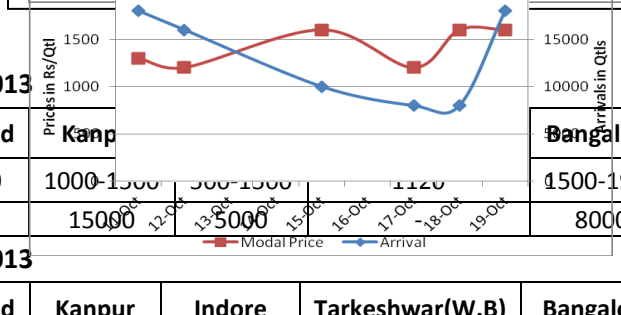
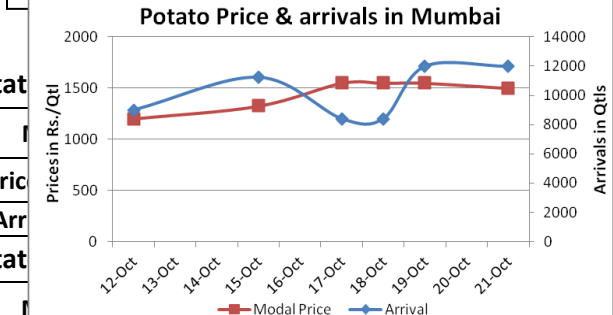
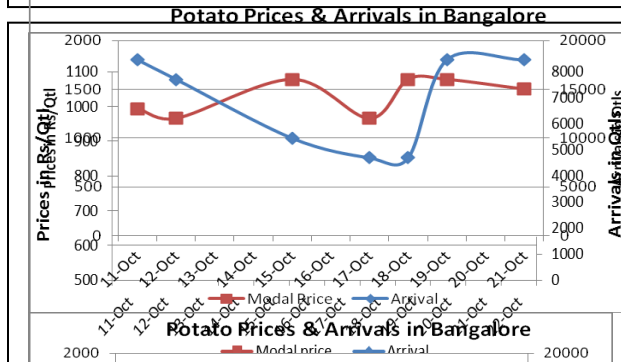
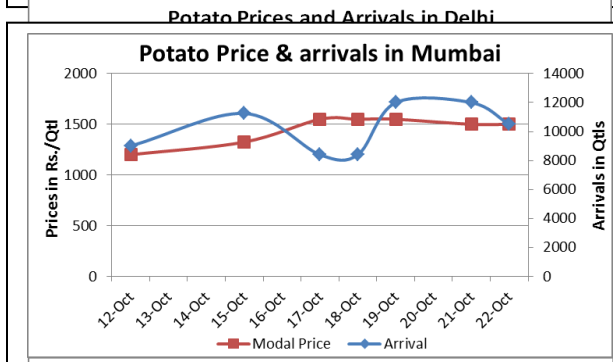
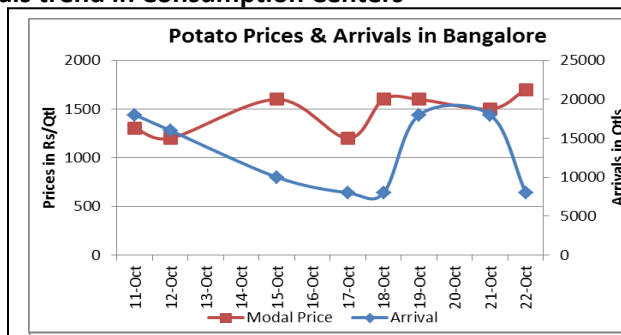
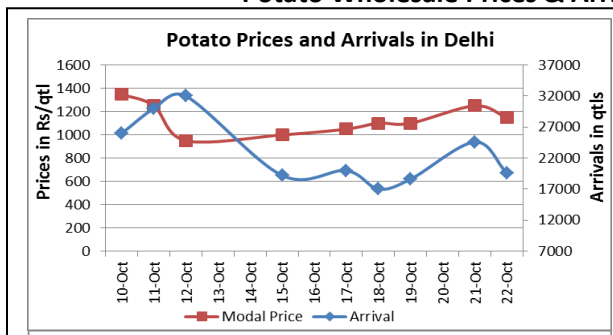


Potato Fundamentals:

- Potato arrivals were reported down in the major domestic market.
- In Delhi, potato crop is arriving in market from U.P, M.P, Karnataka and Shimla.
- In West Bengal, Tarkeshwar market prices have increased and trading around Rs. 1020/ quintal and expected to increase ahead.
- In wholesale market Surya variety from U.P is able to fetch a maximum price of Rs 1800/ quintal among cold storages variety. Fresh potatoes are ranging between Rs 1750 to Rs 2650/ quintal.
- In Bangalore, maximum potato crop is arriving in market from 'Hassan' only whereas hardly 5%-10% of crop is arriving from U.P which is able to fetch a price of Rs 1300/ quintal.
- In Khandauli (Agra), prices of potatoes are stable and hovering in the range of Rs 900 to Rs 1200/ quintal from last few days because of higher demand during this season.

Potato Wholesale Prices & Arrivals trend in Consumption Centers

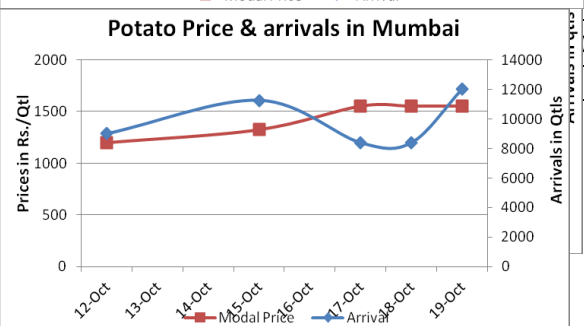


Potat

Price
Arr

Potat

Price
Arr



2013

Kanp

2013

Kanp

Bangalore

Location	Price Range (Rs/Qt)	Arrivals (Qt)
Kanpur	1000-1500	15000
Indore	500-1500	5000
Tarkeshwar(W.B)	1100	-
Bangalore	1500-1900	8000

(Source: Agriwatch)



Potato Futures Analysis: (As on 22nd October 2013)

	Exchange	Expiry Date	Today's Close Price	Previous Close Price	Net Change	Today's Open Interest	Previous Day Open Interest	Change
POTATO	MCX	31-Mar-14	886.20	895.00	-8.8	8430	8505	-75
POTATO	MCX	30-Apr-14	850.60	855.70	-5.1	3105	3090	15

(Source: MCX)

Daily Price Chart of MCX- Agra March Contract:

O 891.00 H 892.00 L 888.20 C 888.40 V 25 T 3,339 I 573 +2.2 +0.25%

EMA(9) 879.25 (18) 866.01



(Source: Agriwatch)

Candlestick chart pattern reveals bearish sentiment in the market, however overall trend is bullish. RSI is moving down in neutral zone indicates prices may go down in short term. Prices closed above 9 and 18 days EMAs. Volumes are not supporting the prices in the market.

Potato Prices in major markets – Wholesale vs. Retail as on 22 October 2013

Centre	Min. Price	Max. Price	Modal Price	Retail Price
AHMEDABAD	1000	1600	1300	1800
BANGALORE	1100	1400	1200	2000
BHOPAL	1100	1300	1200	1400
BHUBANESHWAR	1200	1300	1250	1400
CHENNAI	1500	2200	1800	2500
DEHRADUN	1750	2200	2000	30000
DEHRADUN	1100	1400	1200	2000
DELHI	875	2750	1812	3000
DELHI	900	1550	1225	2000
GANGATOK	1400	1600	1500	2100
GUWAHATI	1500	1600	1550	1800
HYDERABAD	1000	1500	1200	1800
INDORE	500	1500	1000	1800
JAIPUR	1050	1150	1105	1700
JAMMU	1600	1700	1650	2000
JAMMU	1300	1400	1350	1800
KOLKATA	980	1000	990	1500
LUCKNOW	1100	1300	1200	1600
MUMBAI	1400	1600	1500	2400
NASIK	1200	1400	1310	1600
PATNA	1200	1400	1300	1700
RAIPUR	1200	1300	1250	2000
RANCHI	1380	1775	1700	2500
RANCHI	1055	1180	1137	1400
SHIMLA	2500	2700	2600	3000
SRINAGAR	1200	1300	1250	1500
SURAT	1200	1300	1250	2000
TRIVANDRUM	2000	2400	2200	3000

(Source: State Civil Supplies Dept)

Disclaimer

The information contained in this document has been compiled by Agriwatch from sources believed to be reliable, such as NHB, Agmarknet, etc. and directly from traders in mandis. However, users of this data are requested to use the information with due caution and crosscheck with other sources. This document is not, and should not be construed as an offer to sell or buy any commodities. This document may not be reproduced, distributed or published without the express consent of SFAC