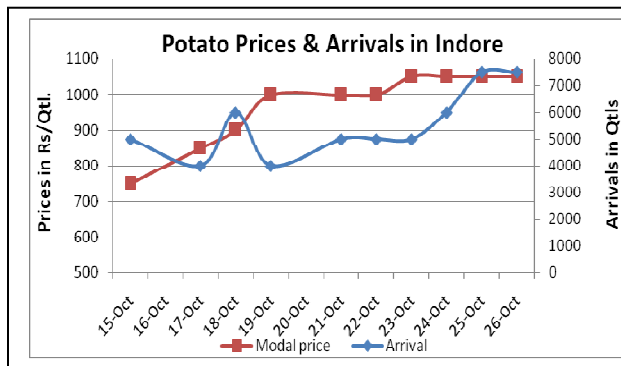
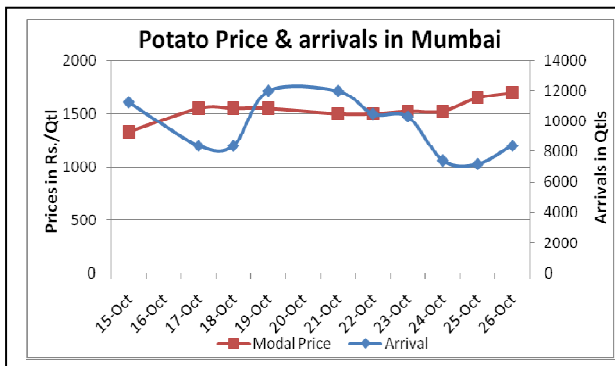
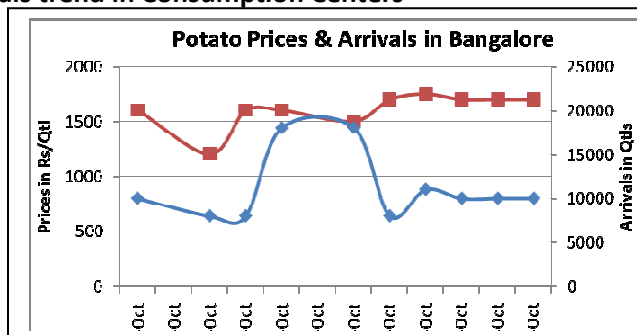
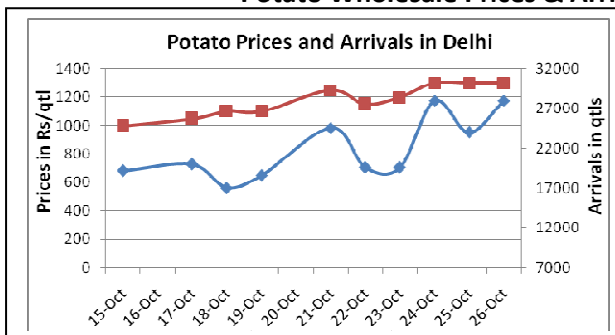


## Potato Fundamentals:

- Potato prices are showing upward bias due to demand in spot market and high vegetables prices.
- Potato sowing in West Bengal could be delayed by 10-15 days. Sowing normally starts from 1<sup>st</sup> week of November. In some parts, potato seed are also damaged which has created additional demand.
- As per trade estimate, 20% of total production which is around 19-20 lakhs tons is left in cold stores of West Bengal.
- Harvesting of early sown potato in UP and Punjab is also affected due to recent rains.
- In Khandauli (Agra), prices of potatoes are increased to Rs 1400 to Rs 1500/ quintal from last few days because of higher demand for seed.
- In West Bengal, Tarkeshwar market prices have increased and trading around Rs. 1340/ quintal and expected to increase ahead due to seed and festival demand

## Potato Wholesale Prices & Arrivals trend in Consumption Centers



(Source: AGRIWATCH)

## Potato Prices & Arrivals in major Mandis as on 26.10.2013

Mandis	Burdwan(W.B)	Khandauli	Farrukhabad	Kanpur	Indore	Tarkeshwar(W.B)	Bangalore
Price (Rs./Qtl)	Closed	1500-1600	1200-1300	1200-1400	500-1600	Closed	1600-1800
Arrivals (Qtl)	-	72000	1200	20000	7500	-	10000

## Potato Prices & Arrivals in major Mandis as on 25.10.2013

Mandis	Burdwan(W.B)	Khandauli	Farrukhabad	Kanpur	Indore	Tarkeshwar(W.B)	Bangalore
Price (Rs./Qtl)	1240	1500-1600	1300-1500	800-1200	500-1600	1340	1600-1800
Arrivals (Qtl)	-	72000	1200	31000	7500	-	10000

(Source: Agriwatch)

## Potato Futures Analysis: (As on 26th October 2013)

	Exchange	Expiry Date	Today's Close Price	Previous Close Price	Net Change	Today's Open Interest	Previous Day Open Interest	Change
POTATO	MCX	31-Mar-14	881.00	882.90	-1.9	8715	8775	-60
POTATO	MCX	30-Apr-14	847.00	852.80	-5.8	3255	3225	30

(Source: MCX)

## Potato Prices in major markets – Wholesale vs. Retail as on 26 October 2013

Centre	Min. Price	Max. Price	Modal Price	Retail Price
AHMEDABAD	1250	1750	1500	2000
BANGALORE	1400	2000	1700	2500
BHOPAL	1400	1600	1500	1800
BHUBANESHWAR	1500	1700	1600	2000
CHANDIGARH	1125	1250	1188	2000
CHENNAI	1800	2200	2000	2800
DELHI	1200	1400	1300	2400
DEHRADUN	1800	2000	1900	3000
GUWAHATI	1650	1750	1700	2000
HYDERABAD	1000	1600	1400	2000
INDORE	500	1600	1050	2000
JAIPUR	1150	1250	1205	1900
JAMMU	2000	2200	2100	2500
LUCKNOW	1125	1275	1200	1800
MUMBAI	1600	1800	1700	2000
NASIK	1500	1700	1610	1900
PATNA	1400	1500	1450	1800
RAIPUR	1400	1800	1700	2200
RANCHI	1500	2080	1900	2600
SHIMLA	2000	2100	2050	2500
SRINAGAR	1400	1500	1450	1800
SURAT	1200	1600	1500	2500
TRIVANDRUM	2350	2650	2450	3350

(Source: State Civil Supplies Dept)

### Disclaimer

The information contained in this document has been compiled by Agriwatch from sources believed to be reliable, such as NHB, Agmarknet, etc. and directly from traders in mandis. However, users of this data are requested to use the information with due caution and crosscheck with other sources. This document is not, and should not be construed as an offer to sell or buy any commodities. This document may not be reproduced, distributed or published without the express consent of SFAC