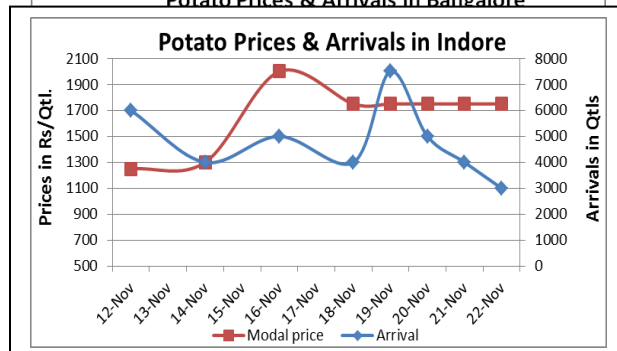
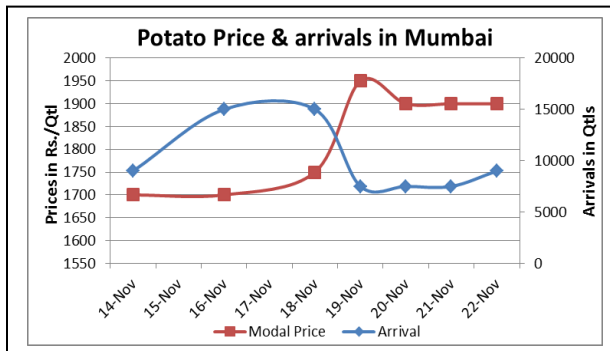
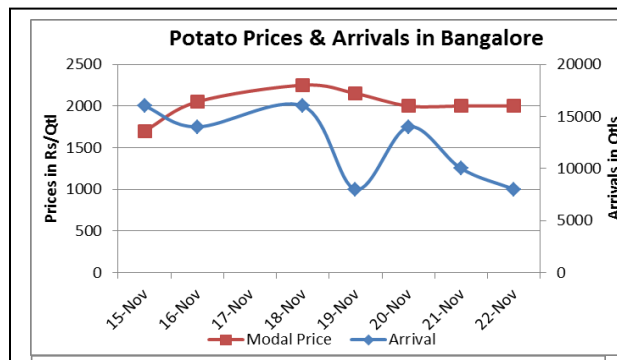
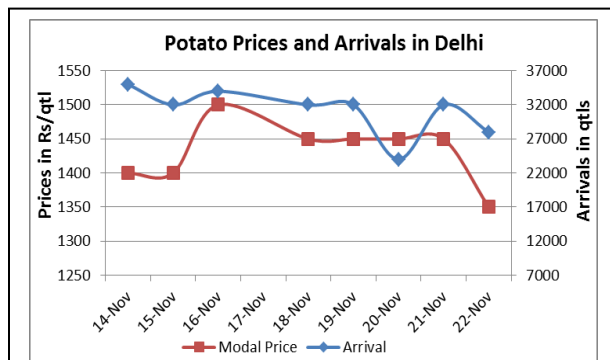


Potato Fundamentals:

- Mostly lower arrivals reported in major domestic market on Friday.
- In **West Bengal**, Tarkeshwar and Burdwan market prices are stable and continuously hovering in the range of Rs 1100/ quintal and Rs1030/ quintal
- In Khandauli (U.P), prices are hovering in the range of Rs 1400/ quintal- Rs 1500/ quintal from last few days. On a daily basis average arrival is approximately 87000 quintals.
- According to trade sources in **Bihar**, So far 40% of rabi crop sowing is completed. It is expected that crop area will be almost similar to last year because of high cost of seeds.
- In **Delhi**, 'Surya' variety from U.P is able to fetch highest modal price of Rs 2200/ quintal and Chipsona at Rs 2000/ quintal. Fresh crop from Punjab is fetching in the range of Rs 1600- Rs 1800/ quintal.
- According to news sources, West Bengal government has partially lifted the ban on transportation of potatoes to Odhisa. But condition applied is that trading price should not exceed Rs 1200/ quintal.

Potato Wholesale Prices & Arrivals trend in Consumption Centers



Potato Prices & Arrivals in major Mandis as on 22.11.2013

Mandis	Burdwan(W.B)	Khandauli	Farrukhabad	Kanpur	Indore	Tarkeshwar(W.B)	Bangalore
Price (Rs./Qtl)	1030	1400-1500	1400-1500	1200-1500	500-3000	1100	1800-2200
Arrivals (Qtl)	--	90000	2000	31000	4000	--	8000

Potato Prices & Arrivals in major Mandis as on 21.11.2013

Mandis	Burdwan(W.B)	Khandauli	Farrukhabad	Kanpur	Indore	Tarkeshwar(W.B)	Bangalore
Price (Rs./Qtl)	1030	1500-1600	1300-1400	1200-1500	500-3000	1100	1800-2200
Arrivals (Qtl)	--	90000	150	31000	4000	--	10000

(Source: Agriwatch)

Potato Futures Analysis: (As on 22nd November 2013)

	Exchange	Expiry Date	Today's Close Price	Previous Close Price	Net Change	Today's Open Interest	Previous Day Open Interest	Change
POTATO	MCX	31-Mar-14	886.20	895.10	-8.9	10215	10560	-345
POTATO	MCX	30-Apr-14	864.30	873.60	-9.3	5790	5760	30

(Source: MCX)

Daily Price Chart of MCX- Agra March Contract:

O 887.00 H 887.00 L 882.00 C 883.50 V 57 T 7,568 I 698 -2.7 -0.30%

EMA(9) 893.84 (18) 894.80



(Source: Agriwatch)

Candlestick chart pattern reveals bearish sentiment in the market. RSI is moving downward in neutral region indicates prices may go down further for short term. Prices closed below 9 and 18 days EMAs. We expect Prices may remain downward trend for next couple of days.



SFAC
लघु कृषक
कृषि व्यापार संघ

Small Farmers'
Agribusiness
Consortium



AGRIWATCH

Potato Prices in major markets – Wholesale vs. Retail as on 22 November 2013

S.No.	Centre	Min Price	Max Price	Modal Price	Retail Price
1	AHMEDABAD	1400	2150	1775	2300
2	AMRITSAR	600	900	800	2000
3	BANGALORE	2400	2800	2600	3500
4	BHUBANESHWAR	1800	1900	1850	2200
5	CHANDIGARH	875	1125	1000	2000
6	CHENNAI	2600	3000	2800	4000
7	DELHI	1480	1720	1600	2800
8	DELHI	1000	1520	1260	2200
9	GANGATOK	1700	2000	1900	3000
10	GUWAHATI	1700	1900	1800	2200
11	HYDERABAD	1200	2000	1600	2400
12	INDORE	500	3000	1750	2800
13	JAIPUR	1100	1200	1160	2000
14	JAMMU	1400	1600	1500	2000
15	JAMMU	1300	1400	1350	1800
16	KOLKATA	1300	1320	1310	1600
17	LUDHIANA	1100	1200	1150	3000
18	LUCKNOW	1300	1500	1400	2000
19	MUMBAI	1600	2100	1850	2500
20	MUMBAI	3100	3600	3350	4000
21	NASIK	1800	2200	2010	2400
22	PATNA	1300	1400	1350	2000
23	PUNE	1700	2000	1850	2500
24	RANCHI	1200	1280	1250	2000
25	RANCHI	1180	1200	1185	1800
26	SHIMLA	1300	1500	1400	2000
27	SRINAGAR	2000	2500	2200	2800

(Source: State Civil Supplies Dept)

Disclaimer

The information contained in this document has been compiled by Agriwatch from sources believed to be reliable, such as NHB, Agmarknet, etc. and directly from traders in mandis. However, users of this data are requested to use the information with due caution and crosscheck with other sources. This document is not, and should not be construed as an offer to sell or buy any commodities. This document may not be reproduced, distributed or published without the express consent of SFAC