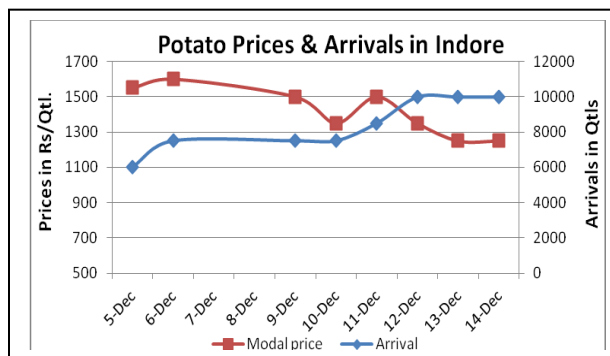
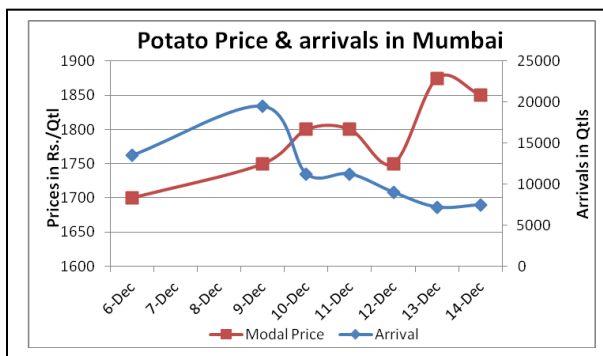
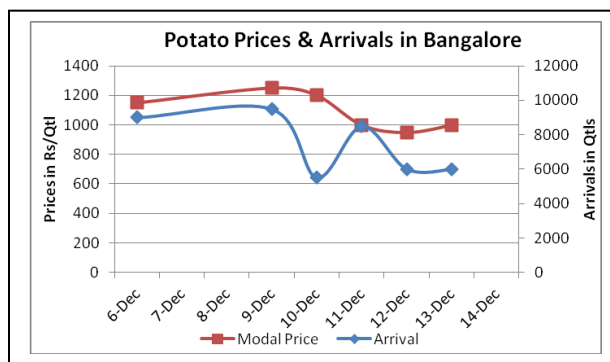
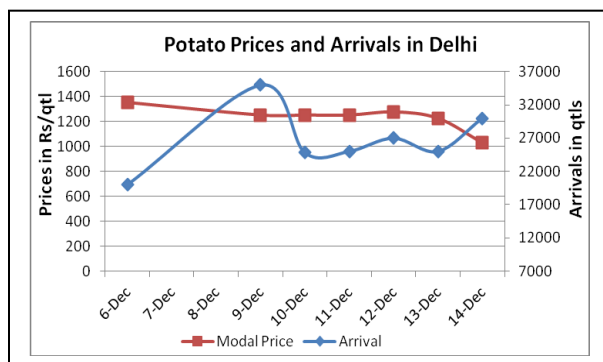


## Potato Fundamentals:

- Continue potato sowing reported in **West Bengal** district, it may complete till last week of December. Potato sowing area is likely to increase current year as compared to the last year.
- In **Bangalore**, approximately 80% of potatoes are coming from U.P and rest 20% is arriving in market from local ("Kolar") region.
- In **Delhi**, prices of cold storage crop from U.P and Punjab is hovering in the range of Rs 1000-Rs 1400/ quintal. Prices of new crop from Punjab, Haryana and U.P are hovering in the range of Rs 1120-Rs 1400/ quintal.
- In **MCX**, market participants are liquidating their long positions amid higher arrivals from producing regions with increase in arrivals from producing regions.

## Potato Wholesale Prices & Arrivals trend in Consumption Centers



(Source: AGRIWATCH)

## Potato Prices & Arrivals in major Mandis as on 14.12.2013

Mandis	Burdwan(W.B)	Khandauli	Farrukhabad	Kanpur	Indore	Tarkeshwar(W.B)	Bangalore
Price (Rs./Qtl)	Closed	1800-2000	1000	800-1100	500-2000	Closed	1000-1150
Arrivals (Qtl)	Closed	16200	20000	40000	10000	Closed	5500

## Potato Prices & Arrivals in major Mandis as on 13.12.2013

Mandis	Burdwan(W.B)	Khandauli	Farrukhabad	Kanpur	Indore	Tarkeshwar(W.B)	Bangalore
Price (Rs./Qtl)	1170	1800-2000	1100-1200	800-1200	500-2000	1280	800-1200
Arrivals (Qtl)	-	18000	40000	28000	10000	-	6000

(Source: Agriwatch)

## Potato Futures Analysis: (As on 16<sup>th</sup> December 2013)

	Exchange	Expiry Date	Today's Close Price	Previous Close Price	Net Change	Today's Open Interest	Previous Day Open Interest	Change
POTATO	MCX	31-Mar-14	929.00	918.20	10.8	17205	16860	345
POTATO	MCX	30-Apr-14	920.80	904.20	16.6	7155	6645	510
POTATO	MCX	30-May-14	934.00	919.50	14.5	4605	4515	90
POTATO	MCX	30-Jun-14	931.30	931.30	0	150	150	0

(Source: MCX)

## Daily Price Chart of MCX- Agra March Contract:



(Source: Agriwatch)

Candlestick chart pattern reveals bullish trend in the market. RSI is moving upward indicates prices may go up further for short term. Prices closed above 9 and 18 days EMAs which indicates short term up trend in market. Prices may take support at 910 level in coming days.

### Potato Prices in major markets – Wholesale vs. Retail as on 14 December 2013

Centre	Min. Price	Max. Price	Modal Price	Retail Price
AHMEDABAD	1200	2000	1600	1800
BANGALORE	2000	2200	2100	3000
BHUBANESHWAR	1300	1350	1325	1700
CHENNAI	1400	2000	1700	3200
GUWAHATI	1900	2000	1950	2500
JAIPUR	1000	1100	1060	1800
JAMMU	1100	1200	1150	1600
LUCKNOW	1200	1400	1300	1800
NASIK	1500	2000	1760	2200
PATNA	1300	1650	1475	2200
RAIPUR	2000	2200	2125	3000
RANCHI	1800	2080	1900	2500
SHIMLA	1400	1600	1500	2000
SRINAGAR	1600	1700	1650	2200
SURAT	1600	2000	1800	3000
AHMEDABAD	1200	2000	1600	1800

(Source: State Civil Supplies Dept)

#### Disclaimer

The information contained in this document has been compiled by Agriwatch from sources believed to be reliable, such as NHB, Agmarknet, etc. and directly from traders in mandis. However, users of this data are requested to use the information with due caution and crosscheck with other sources. This document is not, and should not be construed as an offer to sell or buy any commodities. This document may not be reproduced, distributed or published without the express consent of SFAC