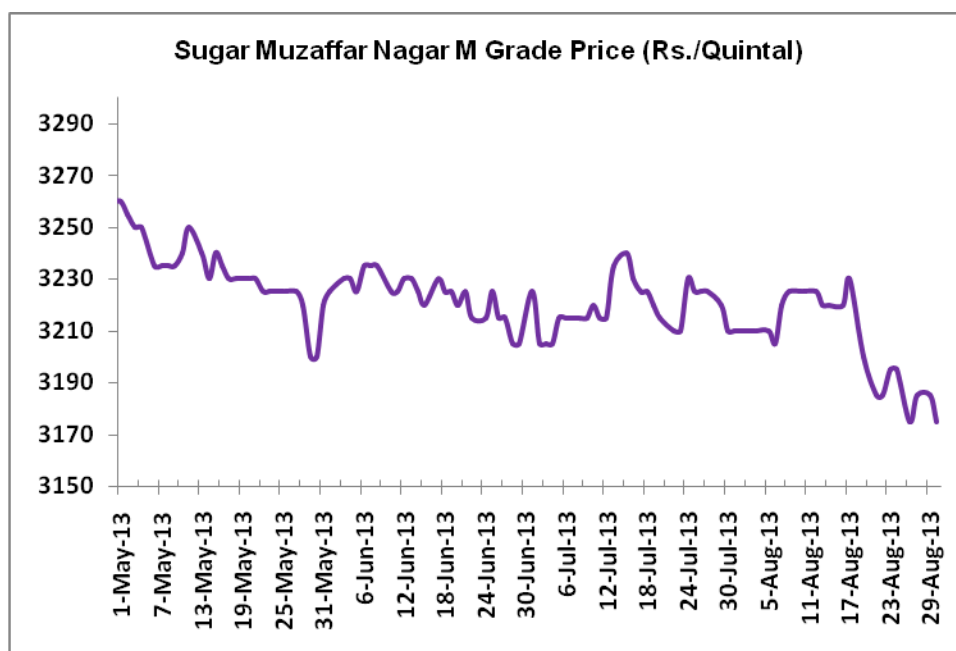


Sugar Price Trend and Outlook:

Prices of sugar are hovering in a short trading range during couple of weeks thanks to consistent sugar supply from mills and moderate demand from abroad. However, weak demand from domestic arena curb any hike in sugar prices at present.

**Domestic Sugar Price Outlook:**

Sugar prices are likely to move steady to firm tone in the coming months considering moderate festival sugar demand. In addition to it, rupee depreciation also open some window to export sugar to some Middle East countries which also support the sugar prices.

In addition to it, lower sugarcane acreage for 2013-14 marketing year compared to last year and lower sugar production estimates for 2013-14 likely to give some boost to the prices for the shorter term as expected.

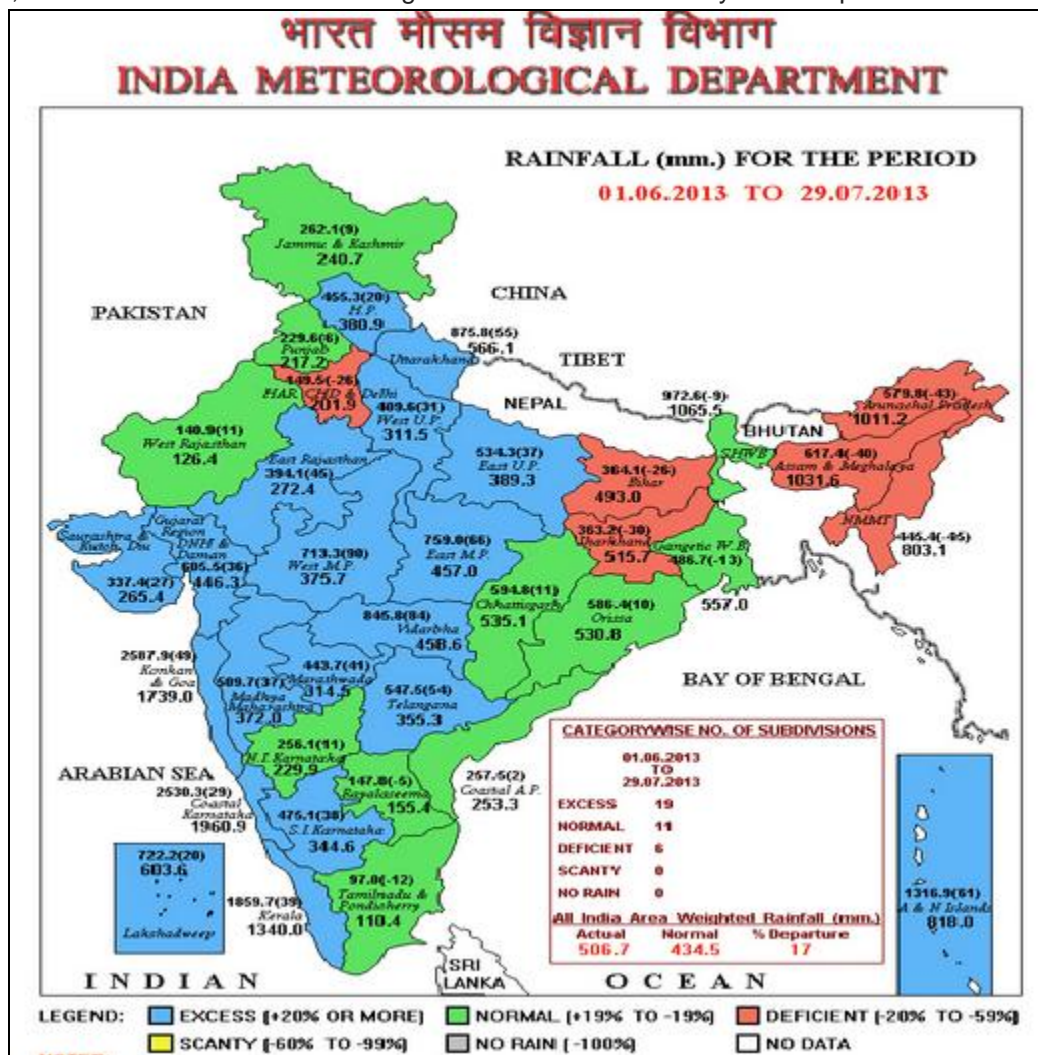
News Highlights:

- We can now see some zigzag situation as far as sugar markets are concerned. Definitely there are no such big upside or downside in the sugar market thanks to moderate demand and global sugar surplus.
- Around 2 lac tons export deals has been reported from India thanks to weak rupee against dollar.
- In contrary to the domestic market, sugar prices in International arena move downwards considering higher sugar supplies from Brazil and India next year.
- Indian likely to export 0.5-1.5 million tons of sugar in the next marketing year i.e. 2013-14 considering around 1.5 million tons of raw sugar imports in the current year, according to Olam International ltd. It is notable that millers which import raw sugar have to re-export white sugar through ALS scheme.

Sugarcane Sowing Update:

Total around 48.5 lac hectares of sugarcane sowing has been done till 2nd August 2013. However, this year progressive sowing till last week is 3.2% lower compared to last year same period. It is notable that sugarcane has been sowed in 2012-13 was 50.1 lac hectares at same period. KALPANA.BOINA

However, excessive rainfall in West UP region would affect the cane yield as reported.



As satellite picture shows, till last week around 20% excess rainfall has been recorded in key sugarcane growing belt.

Raw Sugar Import Opportunity:

Indian sugar refiners now slowly losing opportunity to import raw sugar from Brazil as higher degree of decrease in sugar prices in international markets compared to domestic markets decrease the import parity in case of sugar imports. In addition to it, govt. stand to increase raw sugar import duty to 15% also dampen the possibility of import.

Indian indicative raw sugar CIF prices from Brazil quoted at \$518.76 per ton (including 10% import duty) and Indian domestic refined sugar FOB prices quoted at \$504.78 per ton Kolhapur based.

Comparative raw sugar CIF prices from various sugar sourcing countries to India are mentioned in the table below:

Indicative Import Parity/ Disparity (USD/MT) (\$=Rs.61.28) till 12th August 2013			
	From Brazil	From Thailand	
CIF India (USD/MT)	518.76	-	

Spot Sugar Prices Scenario (Weekly)

Commodity	Centre	Prices (Rs/Qtl)		Change
		06-09-13	30-08-13	
Sugar	Delhi - Grade M	3180	3220	-40
	Delhi - Grade S	3125	3165	-40
	Delhi - Grade L	-	3280	-
	UP- Khatauli Grade M	3165	3175	-10
	UP- Ramala Grade M	3120	3110	10
	UP- Dhampur Grade M Ex-Mill	3025	3060	-35
	UP- Dhampur Grade S Ex-Mill	3005	3040	-35
	UP- Dhampur Grade L Ex-Mill	3050	3110	-60
	Mumbai –Grade M	3076	3262	-186
	Mumbai –Grade S	3026	3092	-66
	Kolhapur – Grade M	3015	3025	-10
	Kolhapur – Grade S	2915	2925	-10
	Guhawati – Grade S	3223	3233	-10
	Shillong – Grade S	3235	3245	-10
	Vijayawada – Grade M	3580	3380	200
	Vijayawada- Grade S	3380	3150	230
	Nagpur – Grade S	Closed	3370	-
	Kolkata – Grade M	-	3370	-
	Ambikapur (Chattisgarh)- Grade M (Without Duty)	3100	3100	Unch
	Ambikapur (Chattisgarh)- Grade S (Without Duty)	-	-	-
	Chennai - Grade S	3080	3080	Unch

Gur Market Scenario and Outlook

Gur prices are moving in a range with weak tone presently owing to consistent arrivals and demand in cash market.

However, considering lower stock position in the cold storages, prices of gur likely to surge in the medium to long term.

Total around 967000 bags of gur (40kg each) stored in cold storages till 5th August 2013 lower from 985000 bags of gur at last year same period (40kg each). Out of total 967000 bags of gur, around 621000 bags of Chaku gur, 107000 bags of Rascut, and 145000 bags of Papdi, stored in the cold storages as reported.

Gur prices are likely to move in a range with firm tone in the coming week owing to lower gur stock.

Gur Spot Price Scenario (Weekly)				
Markets	Variety	06-09-13	30-08-13	Change
Muzaffar Nagar	Chaku	2863	2900	-37
	Khurpa	-	2600	-
	Laddu	2700	2800	-100
	Rascut	2613	2625	-12
Maharashtra	Latur(Lal Variety)	3250	3250	Unch
Bangalore	Achhu	3000	3000	Unch
	Mudde	3600	3100	500
Belgaum	Mudde	3000	2900	100
Belthangadi	Yellow (Average)	2850	2900	-50
Bijapur	Achhu	3100	3150	-50
Gulbarga	Other (Average)	2900	3050	-150
Mahalingapura	Penti (Average)	3100	3100	Unch
Mandya	Achhu (Medium)	2950	2900	50
	Kurikatu (Medium)	2450	2500	-50
	Other (Medium)	2450	2500	-50
	Yellow (Medium)	2800	2800	Unch
Shimoga	Achhu (Average)	3600	3475	125

Commodity: Sugar
Contract: Oct
Exchange: NCDEX
Expiry: Oct 20, 2013
SUGAR (Weekly October Contract Chart)

Technical Commentary:

- Sugar prices are showing some upward strength as chart depicts.
- Prices are hovering in range between Rs 2950 to Rs 3118, breach of the mentioned level either side would give the sugar prices a new direction.
- Last candlestick depicts bullishness in the prices.

Strategy: Buy

Weekly Supports & Resistances			S2	S1	PCP	R1	R2
Sugar	NCDEX	Oct	-	2900	3023	3066	3109
Weekly Trade Call			Call	Entry	T1	T2	SL
Sugar	NCDEX	Oct	Buy	Near 2970	3020	3045	2945

Commodity: Gur
Contract: Sept

Exchange: NCDEX
Expiry: Sept 20, 2013

GUR (Sept Weekly Chart)



Technical Commentary:

- Gur prices are hovering in a downtrend as chart depicts.
- Prices have already achieved its objective and likely to move down in the coming week.
- However, RSI is hovering near to oversold region.

Strategy: Sell

Weekly Supports & Resistances			S2	S1	PCP	R1	R2
Gur	NCDEX	Sept	1147.5	1155.5	1220.5	1218	1258.5
Weekly Trade Call			Call	Entry	T1	T2	SL
Gur	NCDEX	Sept	Sell	Near 1215	1195	1185	1225

International Scenario

Sugar prices improved in last couple of weeks as per our expectations. Wet weather conditions, lower sugar exports Y-o-Y in July month and recent frost damage the standing cane crop became the major influencing factors which drive the prices upwards.

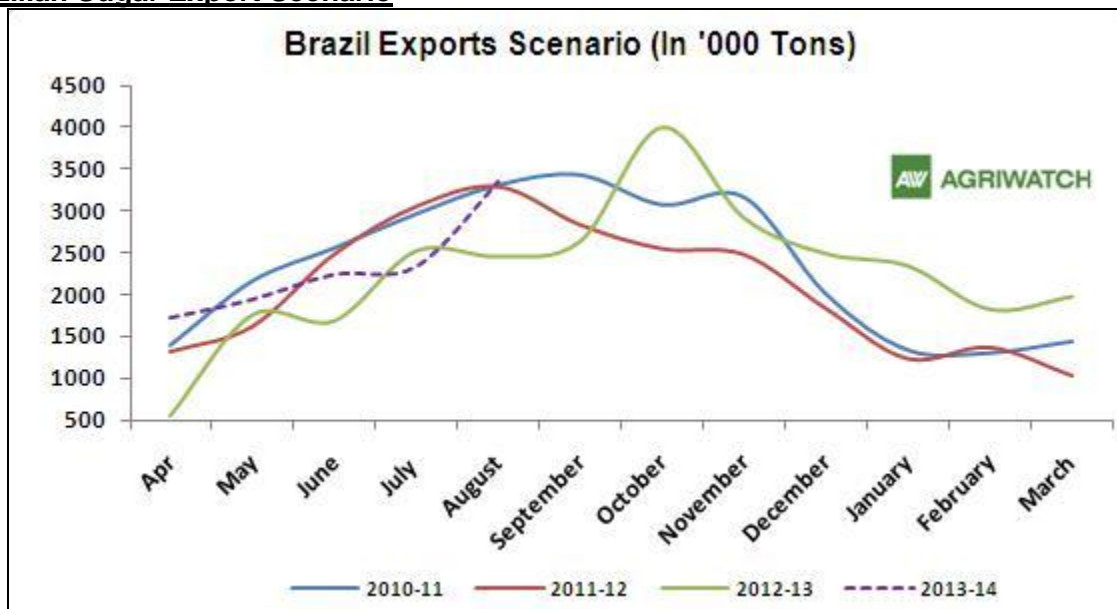
In addition to it, recent sugars bought by USDA also support the prices.

We expect prices to remain stable to firm in ICE as well as in LIFFE for the shorter term.

International Market News Highlights:

- China sugar imports rise up by 25% to 504000 tons, raw value, in July 2013 compared to last year same period. July sugar imports takes the total Chinese sugar imports to 2.5 million tons in the first ten months which was 3.1 million tons a year earlier.
- International sugar prices continuously improving in ICE as well as LIFFE. On charts, prices should move up to 17.20 cents per lb in the coming week as expected.
- Brazil mills had increase cane allocation to make ethanol to 55% from earlier 54.6% considering higher demand.
- Thai raw sugar premium stood at 130 points over ICE raw sugar future contract which was 75 to 80 points. It is notable that the refining cost of raw sugar is about \$60-\$70 per ton. Meanwhile, white over raw sugar premium quoted at \$121 per ton.
- Canaplan cuts its estimate of sugar production in Brazil's Center South region for 2013-14 to 33 million tons from 34.5 million tons forecasted earlier.

Brazilian Sugar Export Scenario



Brazil has exported 3.35 million tons of sugar, raw value, in August 2013 up from 2.33 million tons in the previous month. This is the highest sugar export figure in August month in last 5 years.

Higher sugar production than consumption and smooth movement of sugar at ports led the sugar exports increase from Brazilian ports. It is notable that Brazil has exported 11.58 million tons of sugar this year till August which was 8.99 million tons, raw value, last year same period.

International Sugar Prices (Weekly)				
	Contract Month	05-Sep-13	29-Aug-13	Change
ICE Sugar #11 (US Cent/lb)	Oct-13	16.51	16.37	0.14
	Mar-14	17.08	16.89	0.19
	May-14	17.03	16.82	0.21
LIFFE Sugar (US \$/MT)	Oct-13	484.9	476.7	8.2
	Dec-13	475.5	471.7	3.8
	Mar-13	472.5	469.3	3.2

LIFFE Future Market Sugar Scenario (Oct Contract):



Technical Commentary:

- Sugar prices are presently consolidated in a range as chart depicts.
- Prices tested 23.6% Fibonacci projection level from where market participants could book their profits. We expect prices to take downward correction.
- Increase in prices has not supported by Volume.

International Sugar Futures Price Projection			
	Contract Month	Present Quote	Expected Price level for next week

LIFFE Sugar (US \$/MT)	Oct'13	484.9	500
-------------------------------	---------------	-------	-----

ICE Raw Sugar Future Market Scenario (Oct'13 Contract):

Technical Commentary:

- ICE raw sugar futures are trading in a downward channel. However, trying to rebound from present level.
- Last candlestick depicts bullishness in the market.
- Profit booking might occur at present level which would take the prices down to 17 cents per lb.

International Sugar Futures Price Projection			
	Contract Month	Present Quote	Expected Price level for next week
ICE Sugar #11 (US Cent/lb)	Oct'13	16.51	17



Disclaimer

The information and opinions contained in the document have been compiled from sources believed to be reliable. The company does not warrant its accuracy, completeness and correctness. Use of data and information contained in this report is at your own risk. This document is not, and should not be construed as, an offer to sell or solicitation to buy any commodities. This document may not be reproduced, distributed or published, in whole or in part, by any recipient hereof for any purpose without prior permission from the Company. IASL and its affiliates and/or their officers, directors and employees may have positions in any commodities mentioned in this document (or in any related investment) and may from time to time add to or dispose of any such commodities (or investment). Please see the detailed disclaimer at <http://www.agriwatch.com/Disclaimer.php>
© 2012 Indian Agribusiness Systems Pvt Ltd.