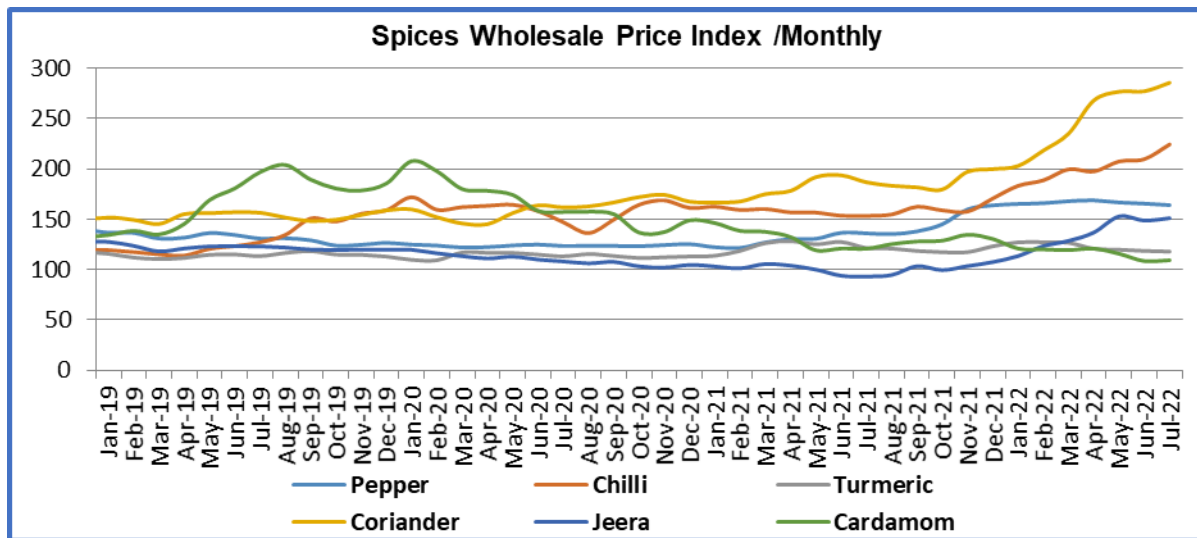




Black Pepper Monthly Research Report



Months	Pepper	Chilli	Turmeric	Coriander	Jeera	Cardamom
May-22	166.6	207.4	119.7	276.6	152.8	115.7
Jun-22	165.4	209.6	118.5	277	148.7	108.5
Jul-22	164	224.2	117.9	285.5	151	109.3
Changes M-on-M	-1.4	14.6	-0.6	8.5	2.3	0.8

BLACK PEPPER**Spot Market Recap**

- Continued firm sentiment was witnessed in the pepper spot market during August.
- Lower supply supported the prices in the spot market. Black Pepper arrivals reported down by 9.00% as compared to July month as planters and stockists were releasing their stocks on getting firm prices only, in the wake of lower ending stocks. However, as compared to last year same period Pepper supply reported up by 90.02% due to higher prices.
- As per current situation, AgriWatch expects India's pepper production for 2021-22 to likely go down by 7% to 8% compared to last year. Last year (2020-21) India's Pepper production was 62,000 MT.
- As per data released by the Government, decline in export demand has been recorded by 29.42%. In June it was 361.74 MT, however in May 2022 it was 512.56 MT (including garbled and ungarbled).
- Current year, from January 2022 to June 2022 total exports are at 2251.06 MT down by 13.36% from corresponding period last year's 2598.13 MT.
- From January to June, Vietnam exported total 125,553 tons of pepper, 106,705 tons of black pepper, 18,848 tons of white pepper. Total export turnover reached 568.8 million USD, black pepper reached 456.4 million USD, and white pepper reached 112.4 million USD. Over the same period, pepper exports decreased by 19.1%, equivalent to 29,621 tons, but export turnover in 6 months increased by 13.5% compared to the same period in 2021.
- AgriWatch expects buyers likely to be active from lower price levels as India's pepper production is estimated to be lower.

Monthly Black Pepper Arrival Scenario

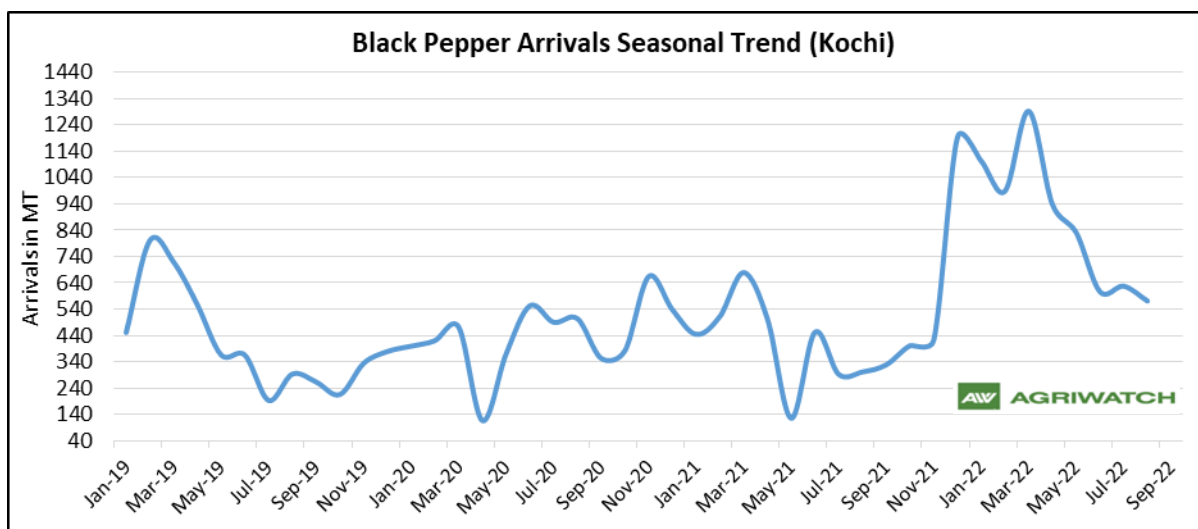
Black Pepper Arrival Scenario: (in Tons)					
State	Market	% Change Over Previous Month	Current Month	Last Month	Previous Year
			Aug.22	Jul.22	Aug.21
Kerala	Kochi	-9.00	571	627.5	300.5
Total		-9.00	571	627.5	300.5

Unit – Ton

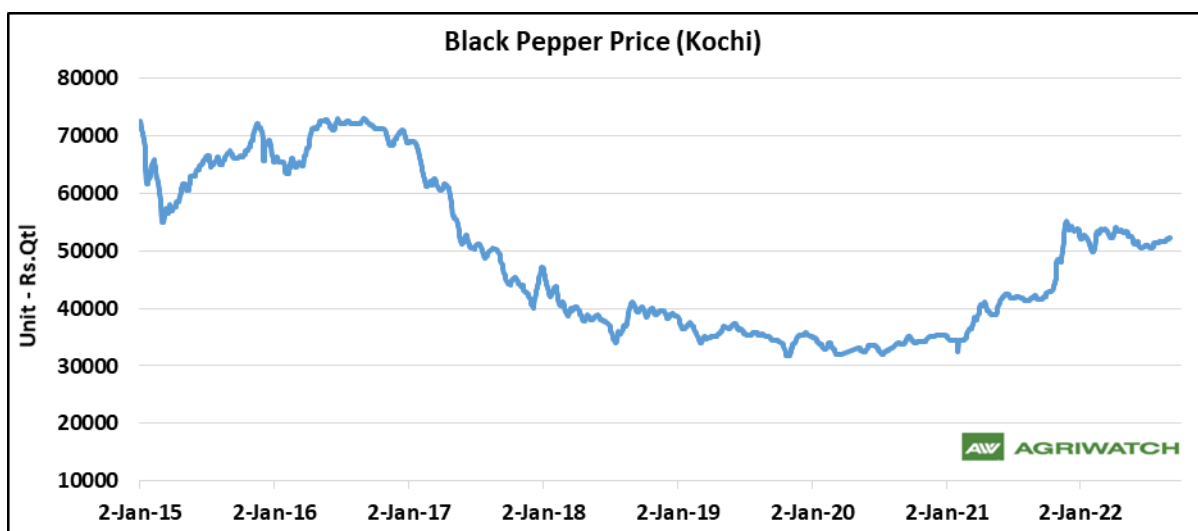
Current year, from 1st January 2022 to 02nd September 2022, Black pepper supply reported 6,959 tonnes compared to last year's 3,343 tonnes, up by 108.17% as stockists and planters were still releasing their stocks amid higher pepper prices compared to last year.

Currently, at Kochi spot market Black Pepper Garbled prices reported up by 23.70% and Ungarbled Pepper up by 24.88% as compared same period last year.

Last year, from 1st January 2021 to 31st December 2021, Black pepper supply reported 5649.5 tonnes compared to last year's 5,261 tonnes, down by 13.96%.



Black Pepper supply reported down in Kochi spot market in August compared to the previous month as stockists and planters were not releasing their produce.



As on 02nd September 2022, Black Pepper Garbled prices were at INR 52,200 per quintal up by INR 800 per quintal from last month, as it was trading at INR 51,400 during the start of August month. Last year same period it was INR 42,100 per quintal.

Black Pepper Balance Sheet (Quantities in MT)

Particulars (Dec – Nov)	2020-21	2021-22 (Exp)
Opening Stock	37,447	44,774
Production	62,000	57,350
Imports	23,627	23,375
Total Supply	123,074	125,499
Consumption	62,000	63,000
Exports	16,300	22,000
Total use	78,300	85,000
Ending Stock	44,774	40,499
Stock to Use Ratio	57.18%	47.65%

Black Spot Price Outlook (Kochi, Garbled)

AgriWatch expect Black pepper garbled prices to move in a range between INR 52,000 – 53,000 per quintal for next month. AgriWatch expects buyers likely to be active from lower price levels in coming days as India's pepper production is expected lower current year.

International Scenario

Vietnam Pepper price as on last trade fluctuates in the range of 66,500 - 70,000 VND/kg. The lowest price of 66,500 VND/kg is available in Gia Lai province. Next is Dong Nai province with 67,000 VND/kg. Also recording the price of 67,500 VND/kg are the two provinces of Dak Lak and Dak Nong and Binh Phuoc. Currently, pepper prices in Binh Phuoc and Ba Ria - Vung Tau are at 68,500 VND/kg and 70,000 VND/kg, respectively.

World pepper in August 2022, export prices of black and white pepper fluctuated unevenly in producing countries around the world, increasing in Indonesia and India, stable in Malaysia, but decreasing in Vietnam and Brazil. At the Malaysian port of Kuching, last week August the export price of black and white pepper was stable at \$5,900/ton and \$7,600/ton compared to July same period last year.

At Lampung ASTA port of Indonesia, last week August the export price of black pepper increased sharply by 397 USD/ton compared to last week previous month to 4,089 USD/ton.

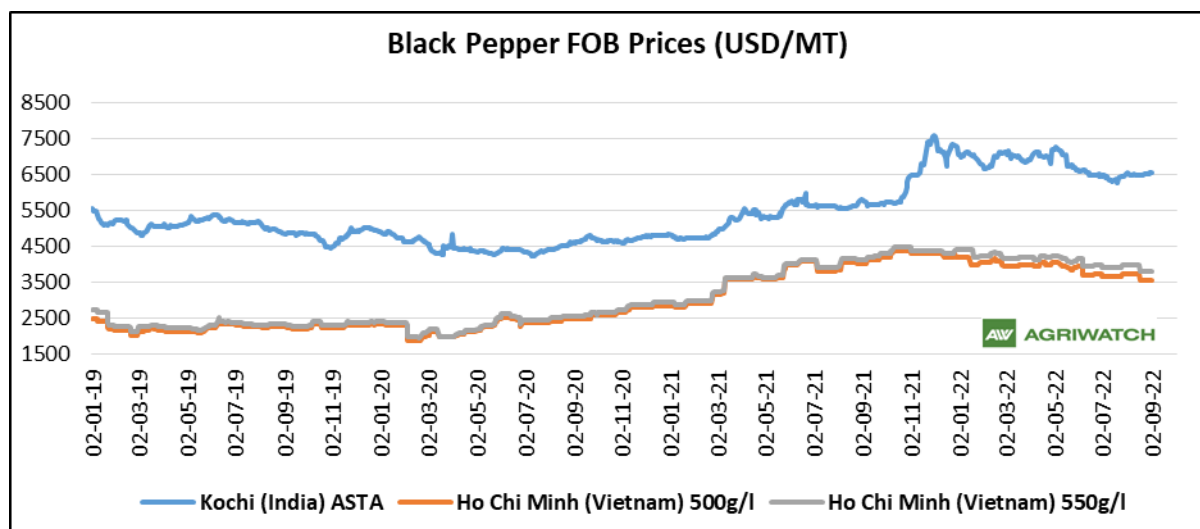
At the Indonesian port of Muntok, last week August the export price of white pepper increased by 133 USD/ton compared to last week previous month to 6,395 USD/ton. In India, the export price of black pepper increased by 18 USD/ton from last week previous month to 6,495 USD/ton.

At the port of Ho Chi Minh City in Vietnam, last week August the export price of black pepper 500g/l and 550g/l both decreased by \$200/ton compared to last week previous month and respectively US\$3,550/ton and US\$3,800/ton. Similarly, the export price of white pepper decreased by \$200/ton to \$5,600/ton.

Global pepper trade in the first half of this year recorded a sharp decline compared to the same period last year. Export volume of leading suppliers such as Vietnam, Brazil, Indonesia decreased by 19.7%, 17% and 16% respectively.

Pepper demand in China, one of the world's largest importers, decreased due to the Zero COVID policy and fluctuations around the conflict in Ukraine are the main reasons why the market has become less active in the past few years.

Due to the harvest season, Brazil's pepper exports increased sharply by 57.2% in June compared to the previous month, reaching 7,496 tons, according to data from the Brazilian State Centre for Foreign Trade Statistics. However, in the first 6 months, Brazil's pepper exports only reached 39,922 tons, down 17% compared to the same period last year and the lowest level in the past 4 years.



As on 01st September 2022, Kochi ASTA moving at 6,553 USD/MT, rose by 43 USD/MT from last week. Ho Chi Minh (Vietnam) 500g/l moving at 3,550 USD/MT, Ho Chi Minh (Vietnam) 550g/l moving at 3,800 USD/MT down by 200 USD/MT from last week. Due to good quality, Indian prices are higher than Vietnam.

Spot Prices Monthly Change



Black Pepper Spot Market Prices: (Rs/Qtl)

State	Centre	Grade	% Change Over Previous Month	Today	Week Ago	Month Ago
				31-Aug-22	30-Jul-22	31-Aug-21
Kerala	Kochi Benchmark market	Ungarbled	1.62	50200	49400	40200
		Garbled	1.56	52200	51400	42200
Karnataka	Chikkamagaluru	Ungarbled	2.02	50500	49500	41000
Delhi	New Delhi	Unpolished	0.89	56500	56000	43500
		550 GL	2.63	58500	57000	43000
		Number 11.5	2.28	58300	57000	46000

Black Pepper FOB Prices (USD/MT)

Date (W-o-W)	Brazil ASTA 570	Kochi (India) ASTA	Lampung (Indonesia) ASTA 570	Kuching (Sarawak, Malaysia) ASTA	Ho Chi Minh (Vietnam) 500g/l	Ho Chi Minh 550g/l
18/06/22	3400	6349	3585	5900	3650	3900
25/06/22	2975	6440	3660	5900	3650	3900
01/07/22	3025	6510	3919	5900	3750	4000
08/08/22	3000	6470	4061	5900	3750	4000
16/08/22	3000	6493	4102	5900	3750	4000
23/08/22	2950	6501	4067	5900	3550	3800
30/08/22	2950	6545	4072	5900	3550	3800

Disclaimer

The information and opinions contained in the document have been compiled from sources believed to be reliable. The company does not warrant its accuracy, completeness and correctness. The use of data and information contained in this report is at your own risk. This document is not, and should not be construed as an offer to sell or solicitation to buy any commodities. This document may not be reproduced, distributed or published, in whole or part, by any recipient hereof for any purpose without prior permission from the Company. IASL and its affiliates and/or their officers, directors and employees may have positions in any commodities mentioned in this document (or in any related investment) and may from time to time add to or dispose of any such commodities (or investment). Please see the detailed disclaimer at <http://www.agriwatch.com/disclaimer.php> © 2022 Indian Agribusiness Systems Ltd.