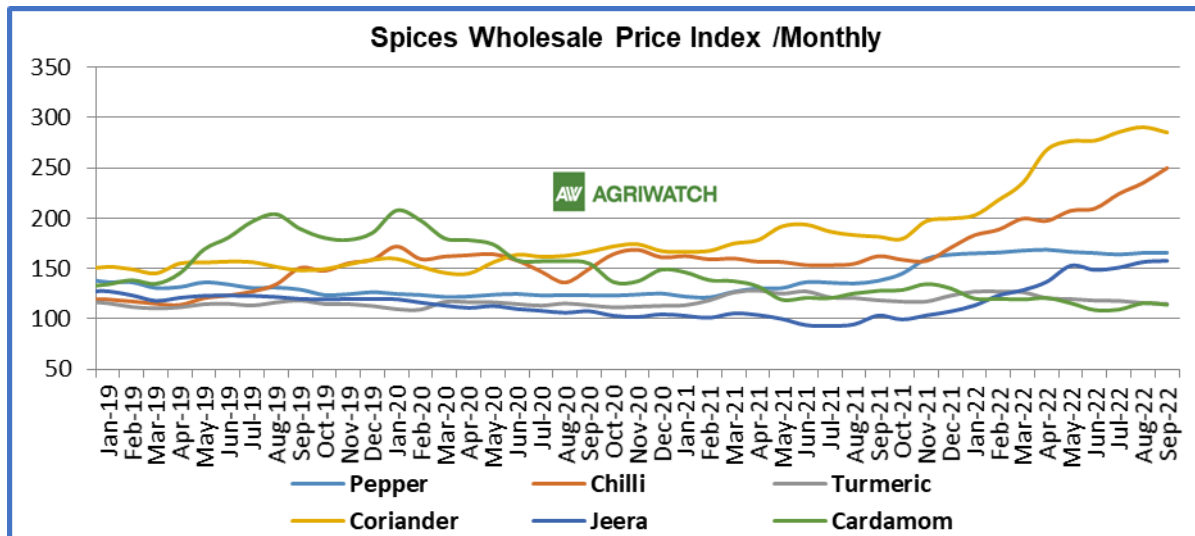




Black Pepper Monthly Research Report

Contents

- ❖ Arrivals Scenario
- ❖ Spot Market Prices and Seasonal Trends
- ❖ Spot price Outlook
- ❖ Black pepper FOB Prices
- ❖ Export and Import Scenario
- ❖ Sowing Progress (During Sowing Time)
- ❖ Domestic Market Fundamentals



Months	Pepper	Chilli	Turmeric	Coriander	Jeera	Cardamom
Jul-22	164	224.2	117.9	285.5	151	109.3
Aug-22	165.6	235	115.9	290.4	156.5	115.6
Sep-22	165.7	249.8	114.9	285.1	157.7	114.1
Change Over Previous Month	0.1	14.8	-1.0	-5.3	1.2	-1.5

BLACK PEPPER**Spot Market Recap**

- Mixed sentiment was witnessed in the pepper spot market during October.
- Supply reported down by 3.30% from previous month as planters and stockists were holding their stocks as they are expecting higher prices in coming days. Black pepper prices corrected by 2.12% from the past two months and 5.21% from the past seven months. As compared to last year same period Pepper supply reported up by 71.95% on getting higher prices during the current year.
- As per current situation, AgriWatch expects India's pepper production for 2021-22 to likely go down by 7% to 8% compared to last year. Last year (2020-21) India's Pepper production was 62,000 MT.
- From January to June, Vietnam exported total 125,553 tons of pepper, 106,705 tons of black pepper, 18,848 tons of white pepper. Total export turnover reached 568.8 million USD, black pepper reached 456.4 million USD, and white pepper reached 112.4 million USD. Over the same period, pepper exports decreased by 19.1%, equivalent to 29,621 tons, but export turnover in 6 months increased by 13.5% compared to the same period in 2021.
- AgriWatch expects buyers likely to be active from lower price levels as India's pepper production is estimated to be lower.

Monthly Black Pepper Arrival Scenario

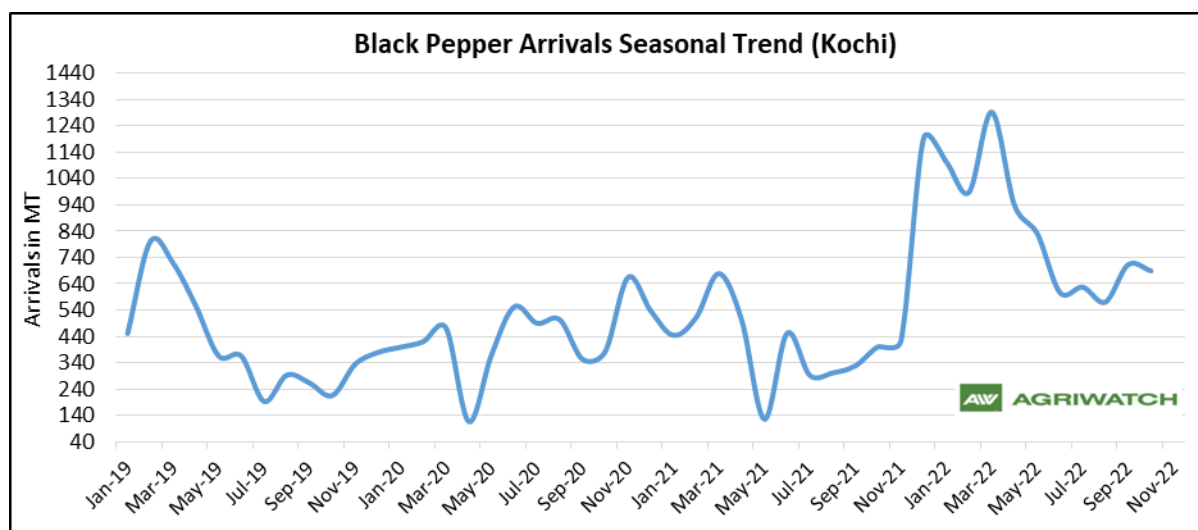
Black Pepper Arrival Scenario: (in Tons)					
State	Market	% Change Over Previous Month	Current Month	Last Month	Previous Year
			Oct.22	Sep.22	Oct.21
Kerala	Kochi	-3.30	689.5	713	401
Total		-3.30	689.5	713	401

Unit – Ton

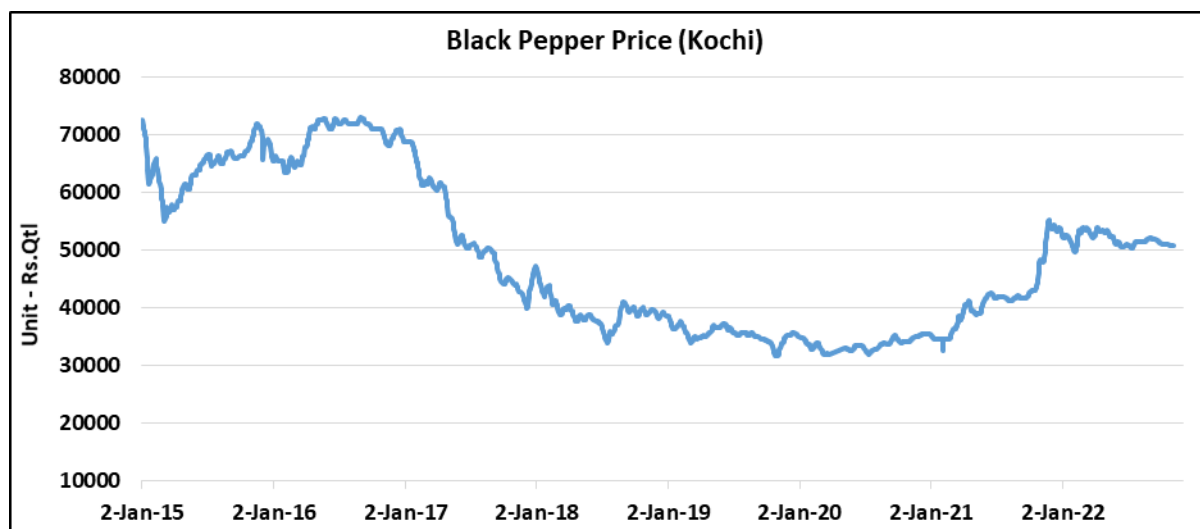
Current year, from 1st January 2022 to 31st October 2022, Black pepper supply reported 8,361 tonnes compared to last year's 4,035 tonnes, up by 107.21% on higher prices during the current year.

Currently, at Kochi spot market Black Pepper Garbled prices reported up by 5.17% and Ungarbled Pepper up by 5.39% as compared same period last year.

Last year, from 1st January 2021 to 31st December 2021, Black pepper supply reported 5649.5 tonnes compared to last year's 5,261 tonnes, down by 13.96%.



Black Pepper supply reported down in Kochi spot market in October compared to the previous month as stockists and planters were holding their produce on expectations of further increase in prices.



As on 05th November 2022, Black Pepper Garbled prices were at INR 50,700 per quintal marginally down by INR 400 per quintal from the same period last month on increased arrivals in the market. Last year same period it was INR 48,000 per quintal.

Black Pepper Balance Sheet (Quantities in MT)

Particulars (Dec – Nov)	2020-21	2021-22 (Exp)
Opening Stock	37,447	44,774
Production	62,000	57,350
Imports	23,627	23,375
Total Supply	123,074	125,499
Consumption	62,000	63,000
Exports	16,300	22,000
Total use	78,300	85,000
Ending Stock	44,774	40,499
Stock to Use Ratio	57.18%	47.65%

Black Pepper Export and Import Scenario

India imported around 8,299.68 MT Garbled black pepper from January 2022 to August 2022 highest from Brazil- 4,004 MT followed by Vietnam- 2,555.60 MT. However, it is up by 3.97% from the same period last year. During the last year from January 2021 to July 2021, total imports were 7982.63 MT, highest from Vietnam- 3,561.50 MT followed by Brazil- 2,982.78 MT.

Around 238.90 MT Ungarbled black pepper imported, down by 81.33% from the same period last year, at 1,279.69 MT.

As per data released by the Government, exports reported down by 43.11% in August 2022 as compared to July 2022 due to high prices in domestic market major importing countries are not interested in buying from India. In August it was 256.35 MT, however in July 2022 it was 450.63 MT (including Garbled and Ungarbled).

Current year, from January 2022 to August 2022 total exports are at 2,958.04 MT down by 9.83% from corresponding period last year's 3,280.56 MT.

Black Spot Price Outlook (Kochi, Garbled)

AgriWatch expect Black pepper garbled prices to move in a range between INR 50,200 – 51,500 per quintal for next month. AgriWatch expects buyers likely to be active from lower price levels in coming days as India's pepper production is expected lower current year.

International Scenario

Vietnam Pepper prices as on date remained stable in the domestic market. In which, the lowest price of 56,000 VND/kg was recorded in Gia Lai province. Vietnam pepper prices continued to move sideways in the range of 56,000 - 59,000 VND/kg. Currently, two provinces Gia Lai and Dong Nai recorded prices of 56,000 VND/kg and 56,500 VND/kg, respectively. Next are the two provinces of Dak Lak and Dak Nong with the same transaction rate of 57,000 VND/kg. Similarly, pepper prices today in Binh Phuoc and Ba Ria - Vung Tau were also stable at 58,000 VND/kg and 59,000 VND/kg respectively.

According to the Brazilian State Center for Foreign Trade Statistics, in September pepper exports of Brazil, the world's second largest pepper exporter, increased by 34% compared to the previous month to 8,063 tons, the highest level since the beginning of the year. However, in the first 9 months of the year, Brazil's pepper exports still fell slightly by 3.4% compared to the same period last year, reaching 59,739 tons.

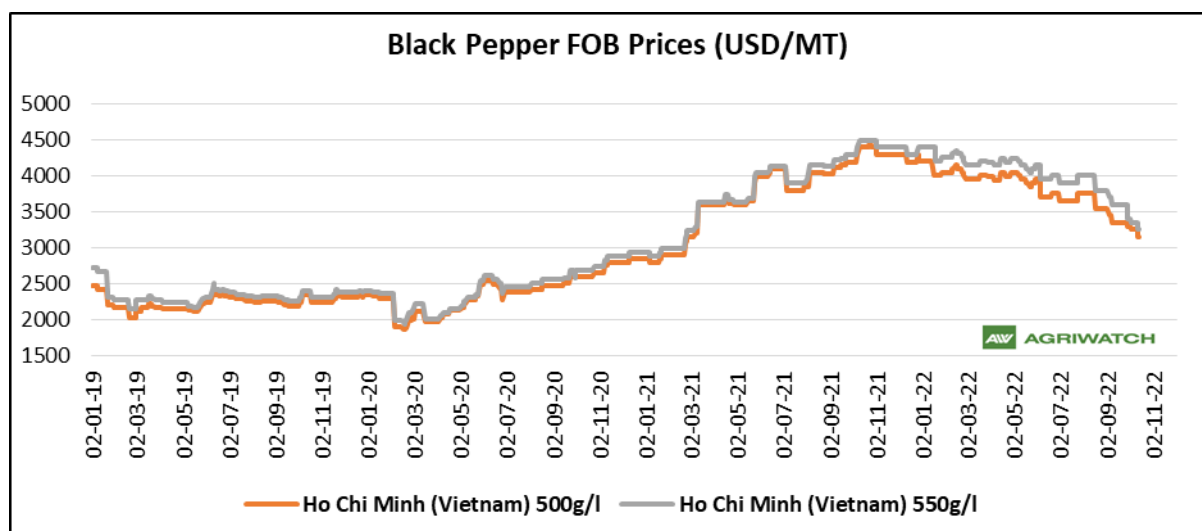
In September, Brazil's export price of pepper averaged \$3,298 per tonne (FOB), down 6% month on month and the lowest since July 2021. Particularly, the export price to Vietnam was at an average of 3,243 USD/ton (FOB), down 4.8 USD/ton. On the world market, Brazil's pepper price is currently being offered for sale at \$2,600/ton, down \$250/ton from mid-September. This price is also significantly lower than \$3,250-3,350/ton for pepper. Black pepper 500 - 550g/l of Vietnam and the price of 3,824 USD/ton of Indonesia. Vietnam exported 160,891 tons in the past 8 months, but over the same period Vietnam's exports have dropped sharply by 18.6%. Similarly, the pepper exports of Brazil and Indonesia also decreased by 7.4% and 12.5%, respectively.

In August, the top importers of Brazilian pepper include Vietnam (1,482 tons), Egypt (826 tons), the United Arab Emirates (754 tons) and India (513 tons). By the end of August, Vietnam had imported a record 10,732 tons of pepper from Brazil increasing 2.2 times in volume over the same period.

Vietnam imported 12,997 tons of pepper from Brazil in the first 9 months of the year up 2.7 times in volume over the same period last year. This is also the largest volume of pepper that Vietnam has ever imported from Brazil so far. Thereby making Vietnam become the largest pepper importer from Brazil, accounting for 22% of the country's pepper export market share compared to 8% of the same period last year. In September alone, Vietnam imported 2,246 tons of Brazilian pepper, up 52.7% over the previous month. In addition to Vietnam, Brazil also boosted pepper exports to a number of other markets in September such as: UAE up 35.7%, Morocco up 72.7%, especially Germany increased more than 7 times.

Brazil's black pepper is attracting importers thanks to its competitive pricing and ample supply as the country is in the midst of its biggest harvest of the year. Brazil's pepper price is quite competitive, but the biggest obstacle of this pepper industry is still the presence of Salmonella bacteria on black pepper, making it difficult for Brazil to expand its market share in high-demand markets in terms of quality like EU or US. Meanwhile, Vietnam is the country with the most modern pepper processing technology in the world. Therefore, in addition to exporting, Vietnam is also one of the leading importers and processors of pepper.

Vietnam is leading in importing Brazilian pepper, accounting for 21% of the country's total exports. In addition, Brazil's pepper exports to Morocco and India also increased strongly by 74.3% and 57.8%, respectively. On the other hand, Brazil's pepper exports to many other major markets such as the US, Germany, Egypt, Pakistan, etc., dropped sharply. The presence of Salmonella bacteria on pepper is still the biggest obstacle for the Brazilian pepper industry, especially the European Union (EU). Therefore, some sources believe that Brazil has exported pepper to Vietnam and India, countries with the most modern pepper sterilization technology in the world for further processing before re-exporting it back to Europe and other countries.



As on 04th November 2022, Ho Chi Minh (Vietnam) 500g/l moving at 3,250 USD/MT, Ho Chi Minh (Vietnam) 550g/l moving at 3,350 USD/MT steady from last month same period.

Spot Prices Monthly Change

Black Pepper Spot Market Prices: (Rs/Qtl)						
State	Centre	Grade	% Change Over Previous Month	Today	Week Ago	Month Ago
				31-Oct-22	30-Sep-22	31-Oct -21
Kerala	Kochi Benchmark market	Ungarbled	-0.61	48900	49200	46400
		Garbled	-0.59	50900	51200	48400
Karnataka	Chikkamagaluru	Ungarbled	-1.00	49500	50000	50000
Delhi	New Delhi	Unpolished	Unch	54000	54000	52500
		550 GL	Unch	55000	55000	52500
		Number 11.5	2.68	57500	56000	55000

Black Pepper FOB Prices (USD/MT)						
Date (W-o-W)	Brazil ASTA 570	Kochi (India) ASTA	Lampung (Indonesia) ASTA 570	Kuching (Sarawak, Malaysia) ASTA	Ho Chi Minh (Vietnam) 500g/l	Ho Chi Minh 550g/l
06/10/22	2550	6214	3836	5100	3250	3350
13/10/22	2600	-	3722	5100	3150	3250
20/10/22	2550	-	3689	5100	3150	3250
27/10/22	2475	-	3670	7300	2950	3050
04/11/22	2575	-	3645	7300	3250	3350

Disclaimer

The information and opinions contained in the document have been compiled from sources believed to be reliable. The company does not warrant its accuracy, completeness and correctness. The use of data and information contained in this report is at your own risk. This document is not, and should not be construed as an offer to sell or solicitation to buy any commodities. This document may not be reproduced, distributed or published, in whole or part, by any recipient hereof for any purpose without prior permission from the Company. IASL and its affiliates and/or their officers, directors and employees may have positions in any commodities mentioned in this document (or in any related investment) and may from time to time add to or dispose of any such commodities (or investment). Please see the detailed disclaimer at <http://www.agriwatch.com/disclaimer.php> © 2022 Indian Agribusiness Systems Ltd.