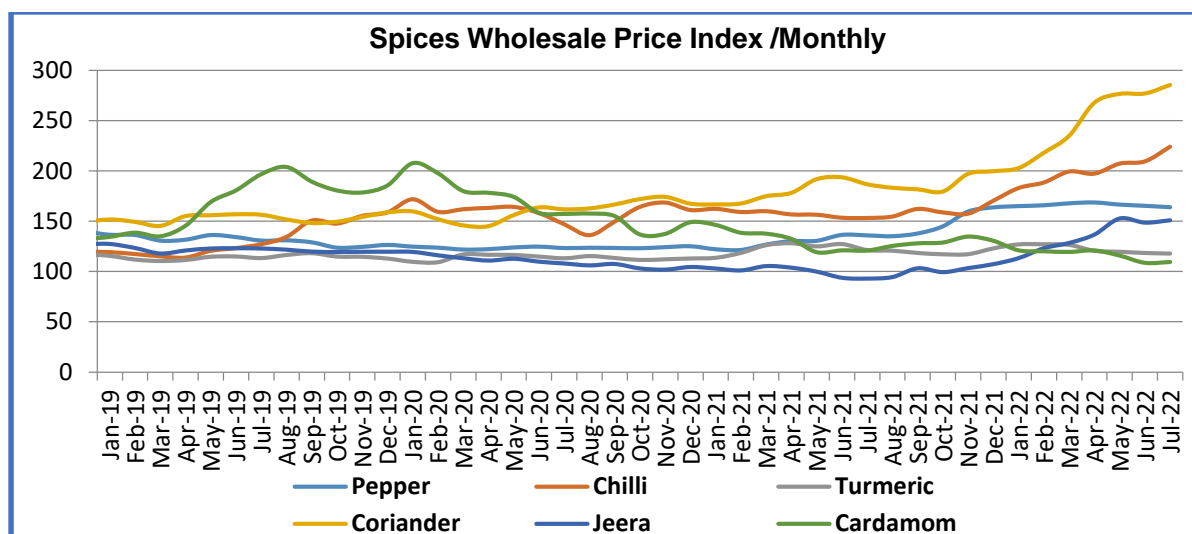

Black Pepper Weekly Research Report



Months	Pepper	Chilli	Turmeric	Coriander	Jeera	Cardamom
May-22	166.6	207.4	119.7	276.6	152.8	115.7
Jun-22	165.4	209.6	118.5	277	148.7	108.5
Jul-22	164	224.2	117.9	285.5	151	109.3
Changes M-on-M	-1.4	14.6	-0.6	8.5	2.3	0.8

BLACK PEPPER

Spot Market Recap

- Firm sentiment was witnessed in the Black Pepper spot market during week under the review.
- Supply rose this week by 33.51% as compared to previous week and as compared to last year up by 286.57% as stockists and farmers were releasing their stocks on getting good prices, current year.
- As per data released by the Government, decline in export demand has been recorded by 29.42%. In June it was 361.74 MT, however in May 2022 it was 512.56 MT (including garbled and ungarbled).
- Current year, from January 2022 to June 2022 total exports are at 2251.06 MT down by 13.36% from corresponding period last year's 2598.13 MT.
- AgriWatch expects buyers likely to be active from lower price levels as India's pepper production is estimated to be lower. As per current situations, AgriWatch expects India's pepper production for 2021-22 likely to go down by 8 to 10% compared to last year. Last year (2020-21) India's Pepper production was 62,000 MT.

Fundamental Analysis

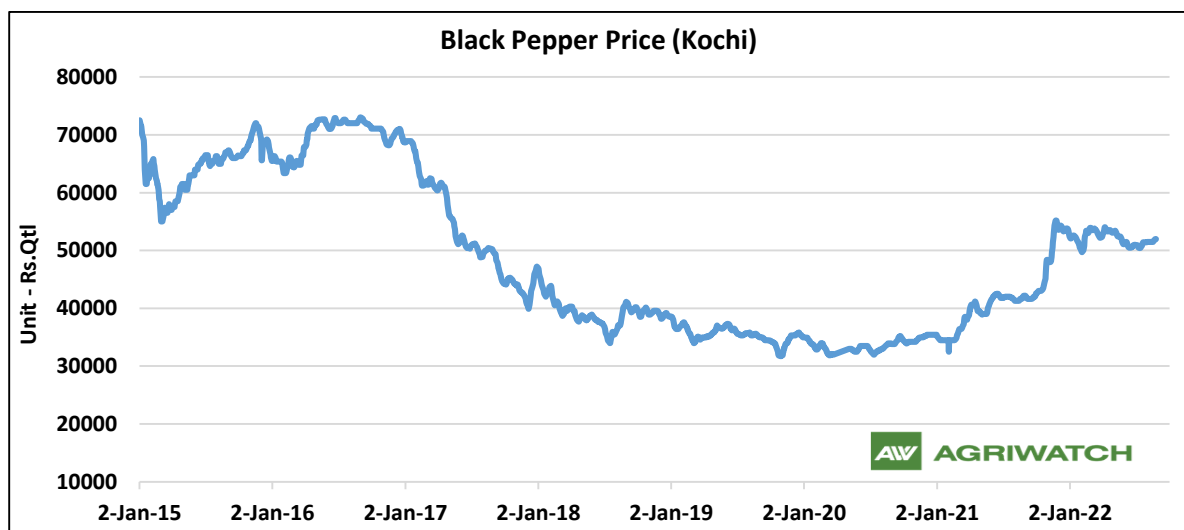
Black Pepper Arrival Scenario: (in Tons)					
State	Market	% Change Over Previous Week	Today	Week Ago	Year Ago
			20th Aug to 26th Aug 2022	13th Aug to 19th Aug 2022	20th Aug to 26th Aug 2021
Kerala	Kochi	33.51	129.5	97.0	33.5
Total		33.51	129.5	97.0	33.5

Current year, from 1st January 2022 to 26th August 2022, Black pepper supply reported 6,810 tonnes compared to last year's 3,238 tonnes, up by 110.32% as new crop supply continues in the spot market and stockists were releasing their old stocks as pepper prices traded higher compared to last year.

Currently, at Kochi spot market Black Pepper Garbled prices reported up by 23.81% and Ungarbled Pepper up by 25.00% as compared same period last year.

Last year, from 1st January 2021 to 31st December 2021, Black pepper supply reported 5649.5 tonnes compared to last year's 5,261 tonnes, down by 13.96%.

Black Pepper Price Trend



As on 26th August 2022, black pepper prices were at INR 52,000 per quintal up by INR 300 per quintal as compared to last week. Last year same period it was INR 42,000 per quintal.

Black Pepper Spot Price Outlook (Kochi, Garbled)

AgriWatch expects Black Pepper (Garbled) likely to trade in a range between INR 51,800 – 52,500 per quintal for next week.

International Scenario

Vietnam Pepper price as on August 26 in the domestic market continued to decrease compared to yesterday. Specifically, the price of pepper in Dak Lak and Dak Nong today is reported to be purchased at 68,000 VND/kg, down another 500 VND; in Gia Lai is also decreasing by 500 dong, trading at 67,000 dong/kg; in Dong Nai had another slight decrease for the second session, purchasing at 67,500 VND/kg; in Ba Ria - Vung Tau decreased slightly, staying at 70,500 VND/kg – the highest purchase price of pepper in the country today; as for Binh Phuoc pepper price today trading at 69,000 VND/kg, a slight decrease of 500 VND.

Domestic pepper prices all dropped, becoming the second consecutive session of decline this week. With negative signals from stagnant exports and traders shifting capital to coffee investment, domestic pepper prices could not remain stable. The average export price of pepper in July 2022 of our country reached \$4,214/ton, up 1.94% compared to the average export price of June 2022.

The Indian government has imposed an import tax of 52% on pepper originating from ASEAN countries such as Vietnam and Cambodia, and 70% on pepper from countries such as Brazil and China. However, under the South Asian Free Trade Agreement (SAFTA), Sri Lankan pepper is only subject to 8% tax in India. And exports under 2,500 tons are not subject to any tax. This is considered a disadvantage of Vietnamese pepper compared to Sri Lanka.

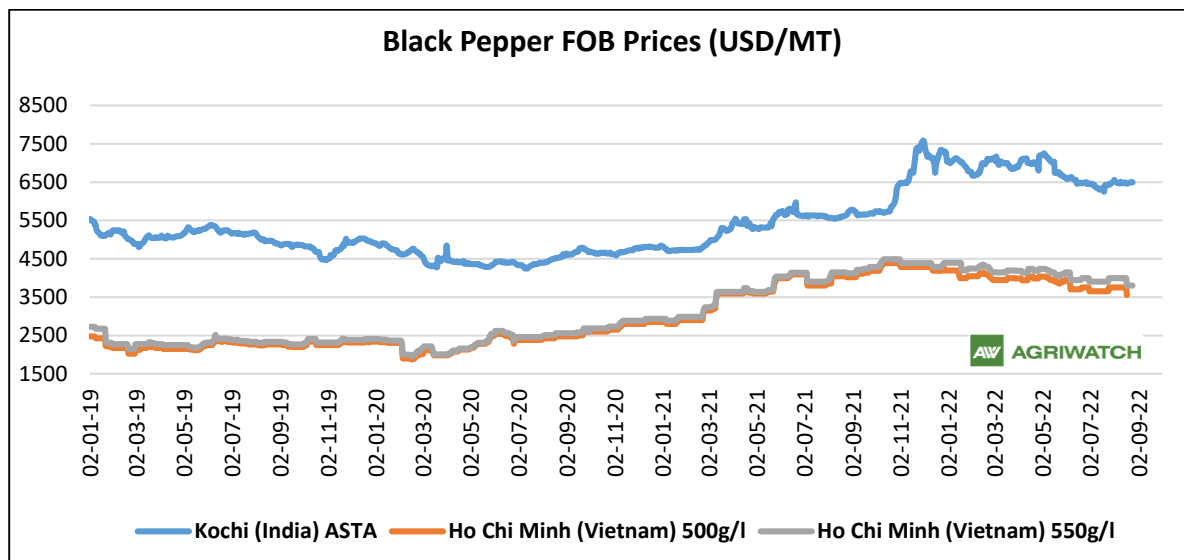
From January to June, Vietnam exported total 125,553 tons of pepper, 106,705 tons of black pepper, 18,848 tons of white pepper. Total export turnover reached 568.8 million USD, black pepper reached 456.4 million USD, and white pepper reached 112.4 million USD. Over the same period, pepper exports decreased by 19.1%, equivalent to 29,621 tons, but export turnover in 6 months increased by 13.5% compared to the same period in 2021.

Black Pepper Spot Prices Weekly Change, Loose Prices (Rs/Qtl)

State	Centre	Grade	% Change Over Previous Week	Today	Week Ago	Month Ago	Year Ago
				26-Aug-22	18-Aug-22	26-Jul-22	26-Aug-21
Kerala	Kochi Benchmark market	Ungarbled	1.01	50000	49500	49400	40000
		Garbled	0.97	52000	51500	51400	42000
Karnataka	Chikkamagaluru	Ungarbled	1.01	50000	49500	51000	40500
Delhi	New Delhi	Unpolished	0.89	56500	56000	56500	43500
		Number 11.5	0.87	58300	57800	58000	46000

Black Pepper FOB Prices (USD/MT)

Date	Brazil ASTA 570	ex Kochi (India) ASTA	Lampung (Indonesia) ASTA 570	Kuching (Sarawak, Malaysia) ASTA	Ho Chi Minh (Vietnam) 500g/l	Ho Chi Minh 550g/l
18-08-22	3000	6461	4078	5900	3550	3800
22-08-22	2950	6484	4070	5900	3550	3800
23-08-22	2950	6501	4067	5900	3550	3800
24-08-22	2950	6508	4079	5900	3550	3800
25-08-22	2950	6495	4086	5900	3550	3800
26-08-22	2950	--	4089	5900	3550	3800



As on 26th August 2022, Kochi ASTA moving at 6,495 USD/MT, fell by 34 USD/MT from last week. Ho Chi Minh (Vietnam) 500g/l moving at 3,550 USD/MT, Ho Chi Minh (Vietnam) 550g/l moving at 3,800 USD/MT steady from last week. Due to good quality, Indian prices are higher than Vietnam.

Disclaimer

The information and opinions contained in the document have been compiled from sources believed to be reliable. The company does not warrant its accuracy, completeness and correctness. The use of data and information contained in this report is at your own risk. This document is not, and should not be construed as an offer to sell or solicitation to buy any commodities. This document may not be reproduced, distributed or published, in whole or part, by any recipient hereof for any purpose without prior permission from the Company. IASL and its affiliates and/or their officers, directors and employees may have positions in any commodities mentioned in this document (or in any related investment) and may from time to time add to or dispose of any such commodities (or investment). Please see the detailed disclaimer at <http://www.agriwatch.com/disclaimer.php> © 2022 Indian Agribusiness Systems Ltd.