

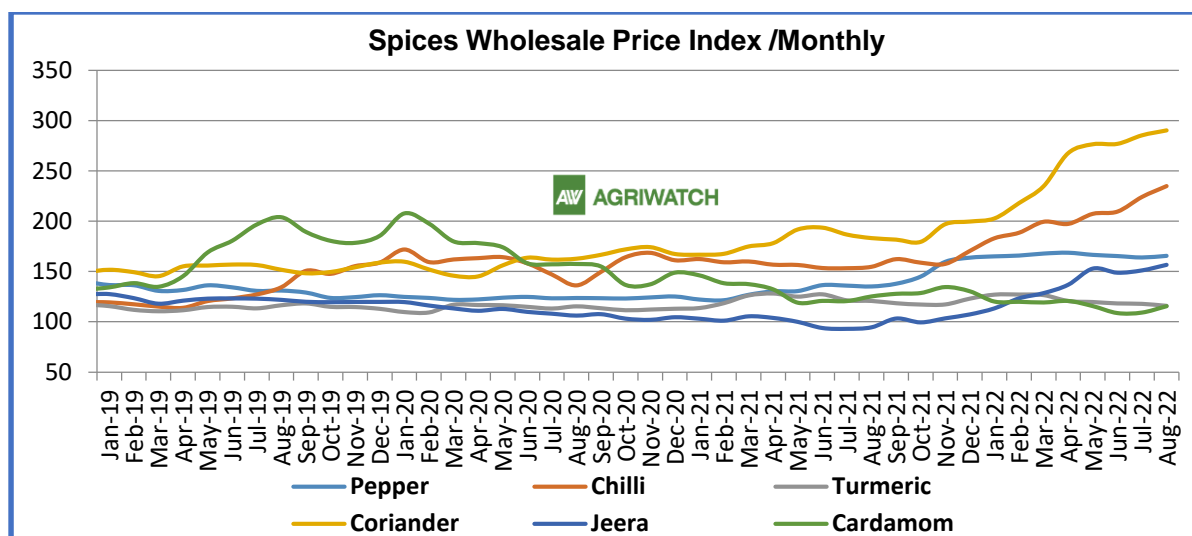
---

# Black Pepper Weekly Research Report

---

## Contents

- ❖ Arrivals Scenario
- ❖ Spot Market Prices and Seasonal Trends
- ❖ Spot price Outlook
- ❖ International Fundamentals and Prices
- ❖ Export and Import Scenario
- ❖ Black pepper FOB Prices
- ❖ Sowing Progress (During Sowing Time)
- ❖ Domestic Market Fundamentals



Months	Pepper	Chilli	Turmeric	Coriander	Jeera	Cardamom
<b>Jun-22</b>	<b>165.4</b>	<b>209.6</b>	<b>118.5</b>	<b>277</b>	<b>148.7</b>	<b>108.5</b>
<b>Jul-22</b>	<b>164</b>	<b>224.2</b>	<b>117.9</b>	<b>285.5</b>	<b>151</b>	<b>109.3</b>
<b>Aug-22</b>	<b>165.6</b>	<b>235</b>	<b>115.9</b>	<b>290.4</b>	<b>156.5</b>	<b>115.6</b>
<b>Change Over Previous Month</b>	<b>1.6</b>	<b>10.8</b>	<b>-2.0</b>	<b>4.9</b>	<b>5.5</b>	<b>6.3</b>

## BLACK PEPPER

### Spot Market Recap

- Steady to weak sentiment reported in the Black Pepper spot market during the past week.
- Supply reported down this week by 39.50% as compared to previous week and as compared to last year fell by 06.09% as stockists and farmers were releasing their stocks in nominal quantities due to regular corrections in prices.
- AgriWatch expects buyers likely to be active from lower price levels as India's pepper production is estimated to be lower. As per current situations, AgriWatch expects India's pepper production for 2021-22 likely to go down by 8 to 10% compared to last year. Last year (2020-21) India's Pepper production was 62,000 MT.

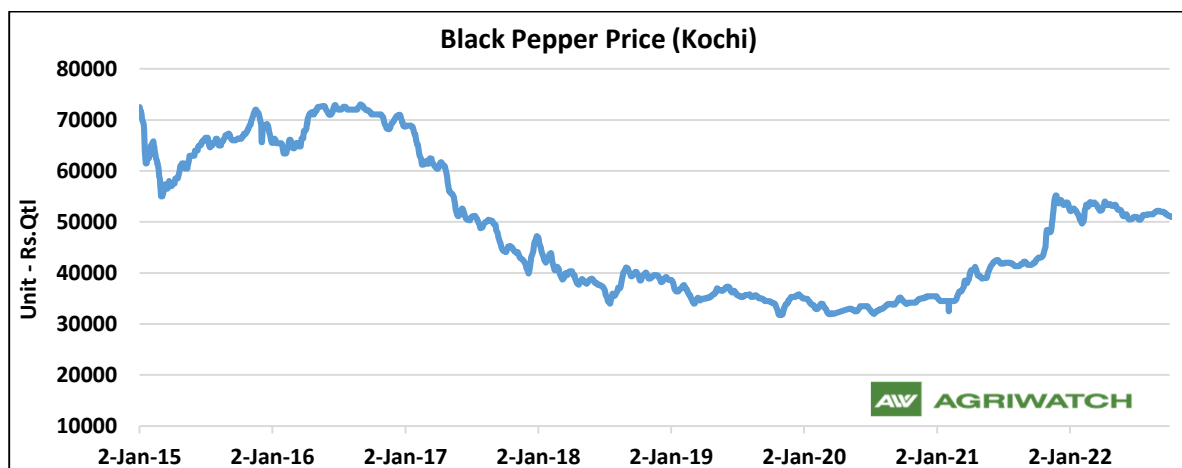
### Fundamental Analysis

Black Pepper Arrival Scenario: (in Tons)					
State	Market	% Change Over Previous Week	Today	Week Ago	Year Ago
			01st Oct to 07th Oct 2022	24th Sep to 30th Sep 2022	01st Oct to 07th Oct 2021
Kerala	Kochi	-39.50	108.0	178.5	115
Total		-39.50	108.0	178.5	115

Current year, from 1st January 2022 to 08th October 2022, Black pepper supply reported 7,793 tonnes compared to last year's 3,761 tonnes, up by 107.21% as stockists and planters were still releasing their stocks amid higher pepper prices compared to last year.

Last year, from 1st January 2021 to 31st December 2021, Black pepper supply reported 5649.5 tonnes compared to last year's 5,261 tonnes, down by 13.96%.

### Black Pepper Price Trend



As on 08th October 2022, Black Pepper Garbled prices were at INR 51,000 per quintal down by INR 200 per quintal as compared to last week. Last year same period it was INR 43,000 per quintal.

### Black Pepper Spot Price Outlook (Kochi, Garbled)

AgriWatch expects Black Pepper (Garbled) likely to trade in a range between INR 50,500 – 51,500 per quintal for next week.

### Black Pepper Export and Import Scenario

India imported around 8,299.68 MT Garbled black pepper from January 2022 to August 2022 highest from Brazil- 4,004 MT followed by Vietnam- 2,555.60 MT. However, it is up by 3.97% from the same period last year. During the last year from January 2021 to July 2021, total imports were 7982.63 MT, highest from Vietnam- 3,561.50 MT followed by Brazil- 2,982.78 MT.

Around 238.90 MT Ungarbled black pepper imported, down by 81.33% from the same period last year, at 1,279.69 MT.

As per data released by the Government, exports reported down by 43.11% in August 2022 as compared to July 2022 due to high prices in domestic market major importing countries are not interested in buying from India. In August it was 256.35 MT, however in July 2022 it was 450.63 MT (including Garbled and Ungarbled).

Current year, from January 2022 to August 2022 total exports are at 2,958.04 MT down by 9.83% from corresponding period last year's 3,280.56 MT.

#### International Scenario

Vietnam Pepper prices as on last trade trading in a range of 63,500 - 66,000 VND/kg. Currently, localities are purchasing pepper in the range of 63,500-66,000 VND/kg. In which, the lowest price of 63,500 VND/kg was recorded in Gia Lai province. The three provinces of Dong Nai, Dak Lak and Dak Nong are currently purchasing at a common price of 64,500 VND/kg. Similarly, pepper prices today in Binh Phuoc and Ba Ria - Vung Tau were also stable at 65,000 VND/kg and 66,000 VND/kg, respectively.

Vietnam exported 160,891 tons in the past 8 months, but over the same period Vietnam's exports have dropped sharply by 18.6%. Similarly, the pepper exports of Brazil and Indonesia also decreased by 7.4% and 12.5%, respectively.

In August, the top importers of Brazilian pepper include Vietnam (1,482 tons), Egypt (826 tons), the United Arab Emirates (754 tons) and India (513 tons). By the end of August, Vietnam had imported a record 10,732 tons of pepper from Brazil increasing 2.2 times in volume over the same period.

Vietnam is leading in importing Brazilian pepper, accounting for 21% of the country's total exports. In addition, Brazil's pepper exports to Morocco and India also increased strongly by 74.3% and 57.8%, respectively. On the other hand, Brazil's pepper exports to many other major markets such as the US, Germany, Egypt, Pakistan, etc., dropped sharply. The presence of Salmonella bacteria on pepper is still the biggest obstacle for the Brazilian pepper industry, especially the European Union (EU). Therefore, some sources believe that Brazil has exported pepper to Vietnam and India, countries with the most modern pepper sterilization technology in the world for further processing before re-exporting it back to Europe and other countries.

Currently, Brazil is entering the pepper harvest, output is expected to increase by 10% compared to 2021 to 98,000 tons in 2022. Indian pepper production is expected to increase slightly. However, Vietnam's pepper production is expected to decrease due to unfavorable weather factors, while it is expected to be stable in other pepper producing countries.

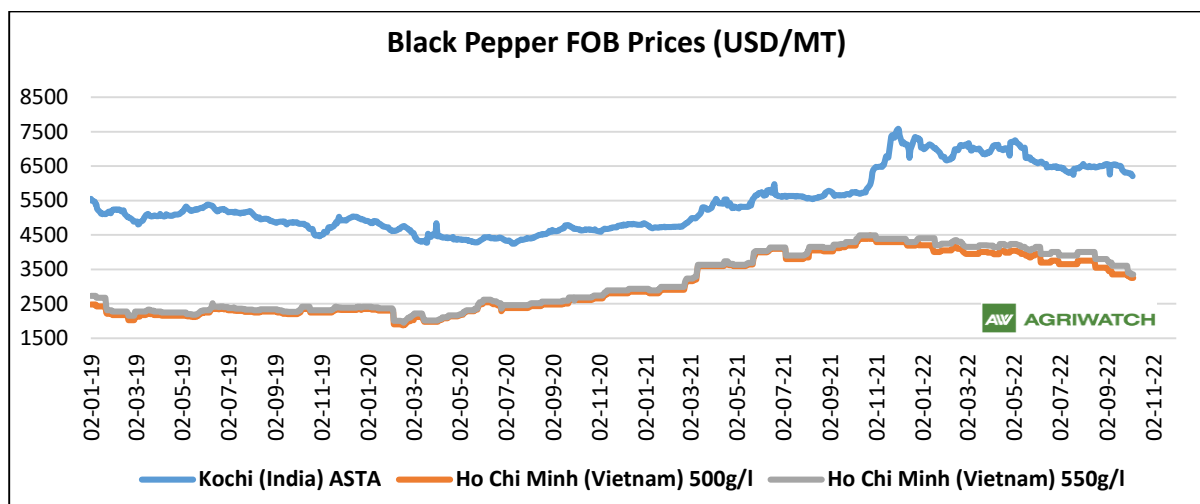
India imported around 7,866.68 MT garbled black pepper from January 2022 to July 2022 highest from Brazil- 3,894 MT followed by Vietnam- 2,347.60 MT. However, it is up by 10.63% from the same period last year. During the last year from January 21 to July 21, total imports were 7110.97 MT, highest from Vietnam- 3,038 MT followed by Brazil- 2,816.78 MT.

India imported around 236.80 MT ungarbled black pepper, down by 80.97% from the same period last year, at 1,244.19 MT.

Black Pepper Spot Prices Weekly Change, Loose Prices (Rs/Qtl)							
State	Centre	Grade	% Change Over Previous Week	Today	Week Ago	Month Ago	Year Ago
				07-Oct-22	30-Sep-22	07-Sep-22	07-Oct-21
Kerala	Kochi Benchmark market	Ungarbled	-0.41	49000	49200	50000	40800
		Garbled	-0.39	51000	51200	52000	42800
Karnataka	Chikkamagaluru	Ungarbled	--	Closed	50000	50000	42000
Delhi	New Delhi	Unpolished	Unch	54000	54000	55000	43500
		550 GL	Unch	55000	55000	56700	43000
		Number 11.5	2.68	57500	56000	56500	46000

## Black Pepper FOB Prices (USD/MT)

Date	Brazil ASTA 570	ex Kochi (India) ASTA	Lampung (Indonesia) ASTA 570	Kuching (Sarawak, Malaysia) ASTA	Ho Chi Minh (Vietnam) 500g/l	Ho Chi Minh 550g/l
29-09-22	2650	6316	3823	5900	3350	3600
30-09-22	2650	6303	3827	5900	3300	3400
03-10-22	2650	6277	3812	5100	3300	3400
04-10-22	2650	6286	3816	5100	3250	3350
06-10-22	2550	6214	3836	5100	3250	3350
07-10-22	2550	6264	3824	5100	3250	3350



As on 07th October 2022, Kochi ASTA moving at 6,214 USD/MT, fell by 89 USD/MT from last week. Ho Chi Minh (Vietnam) 500g/l moving at 3,250 USD/MT down by 100 USD/MT and Ho Chi Minh (Vietnam) 550g/l moving at 3,350 USD/MT down by 50 USD/MT from the last week. Continuous supply in the spot market put cap on prices. Due to good quality, Indian prices are higher than Vietnam.

### Disclaimer

The information and opinions contained in the document have been compiled from sources believed to be reliable. The company does not warrant its accuracy, completeness and correctness. The use of data and information contained in this report is at your own risk. This document is not, and should not be construed as an offer to sell or solicitation to buy any commodities. This document may not be reproduced, distributed or published, in whole or part, by any recipient hereof for any purpose without prior permission from the Company. IASL and its affiliates and/or their officers, directors and employees may have positions in any commodities mentioned in this document (or in any related investment) and may from time to time add to or dispose of any such commodities (or investment). Please see the detailed disclaimer at <http://www.agriwatch.com/disclaimer.php> © 2022 Indian Agribusiness Systems Ltd.