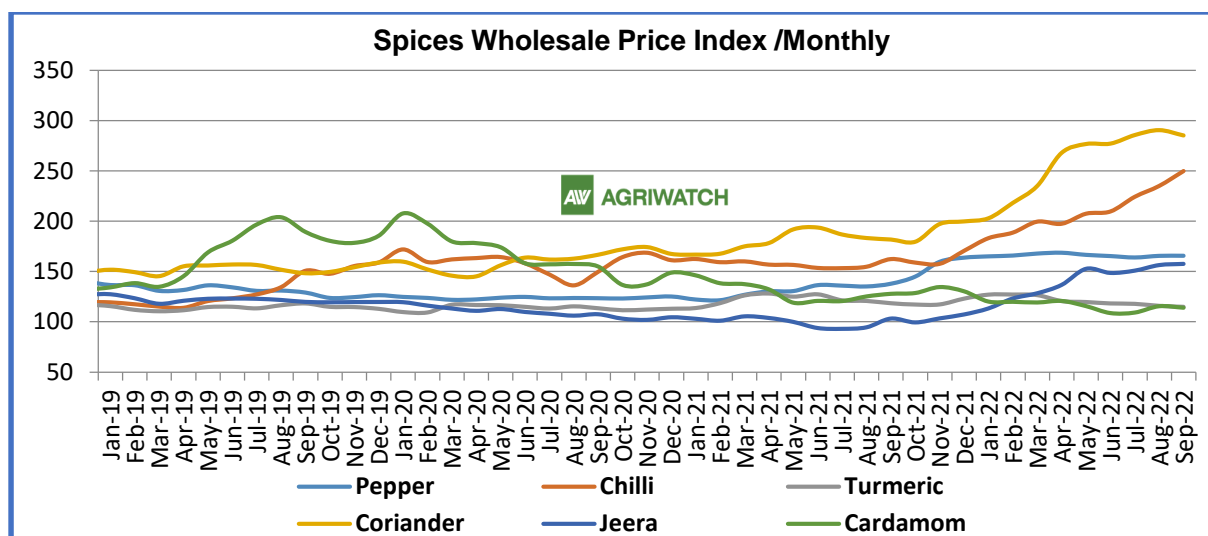

Black Pepper Weekly Research Report

Contents

- ❖ Arrivals Scenario
- ❖ Spot Market Prices and Seasonal Trends
- ❖ Spot price Outlook
- ❖ International Fundamentals and Prices
- ❖ Export and Import Scenario
- ❖ Black pepper FOB & FOR Prices
- ❖ Sowing Progress (During Sowing Time)
- ❖ Domestic Market Fundamentals



Months	Pepper	Chilli	Turmeric	Coriander	Jeera	Cardamom
Jul-22	164	224.2	117.9	285.5	151	109.3
Aug-22	165.6	235	115.9	290.4	156.5	115.6
Sep-22	165.7	249.8	114.9	285.1	157.7	114.1
Change Over Previous Month	0.1	14.8	-1.0	-5.3	1.2	-1.5

BLACK PEPPER

Spot Market Recap

- By and large steady sentiment reported in the Black Pepper spot market during the past week.
- Supply reported up this week by 30.40% as compared to previous week and as compared to last year rose by 150.77% as stockists and farmers were releasing their stocks in nominal quantities due to regular corrections in prices.
- AgriWatch expects buyers likely to be active from lower price levels as India's pepper production is estimated to be lower. As per current situations, AgriWatch expects India's pepper production for 2021-22 likely to go down by 8 to 10% compared to last year. Last year (2020-21) India's Pepper production was 62,000 MT.
- Brazil's pepper exports increased by 34% in September, low pepper prices is the main reason for Brazil's pepper exports increase again in recent months, of which many orders come from Vietnam - the world's largest pepper exporter.
- According to the data of the Brazilian State Centre for Foreign Trade Statistics, in September pepper exports of Brazil, the world's second largest pepper exporter after Vietnam, increased by 34% over the previous month to 8,063 ton. However, in the first 9 months of the year, Brazil's pepper exports still fell slightly by 3.4% compared to the same period last year, reaching 59,739 tons.

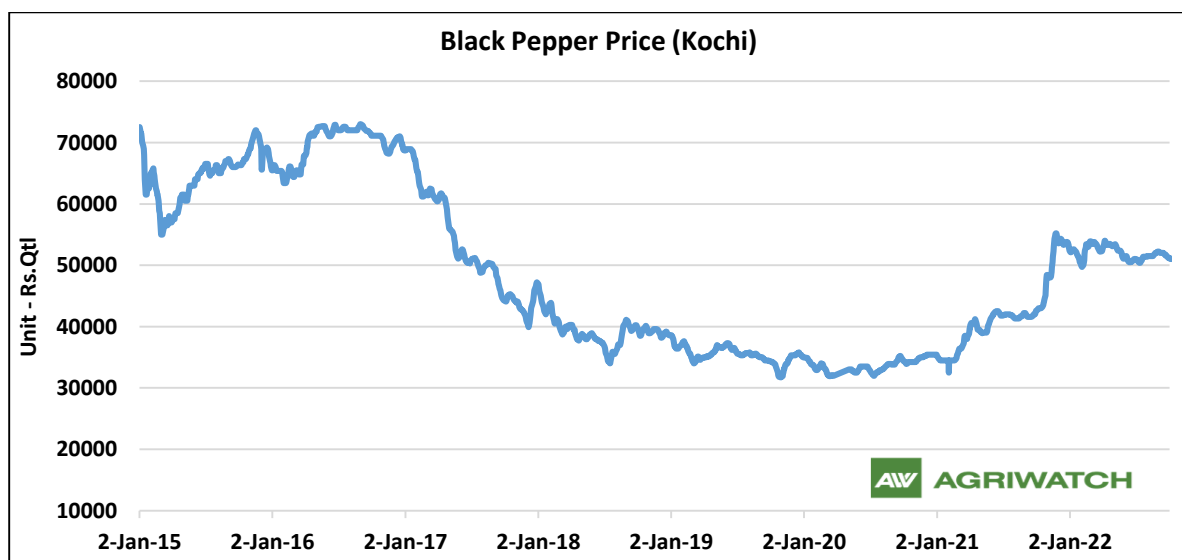
Fundamental Analysis

Black Pepper Arrival Scenario: (in Tons)					
State	Market	% Change Over Previous Week	Today	Week Ago	Year Ago
			15th Oct to 21st Oct 2022	8th Oct to 14th Oct 2022	15th Oct to 21st Oct 2021
Kerala	Kochi	30.40	163.0	125.0	65
Total		30.40	163.0	125.0	65

Current year, from 1st January 2022 to 21st October 2022, Black pepper supply reported 8,088 tonnes compared to last year's 3,917 tonnes, up by 106.48% as stockists and planters were still releasing their stocks amid higher pepper prices compared to last year.

Last year, from 1st January 2021 to 31st December 2021, Black pepper supply reported 5649.5 tonnes compared to last year's 5,261 tonnes, down by 13.96%.

Black Pepper Price Trend



As on 21st October 2022, Black Pepper Garbled prices were at INR 51,000 per quintal steady as compared to last week. Last year same period it was INR 44,000 per quintal.

Black Pepper Spot Price Outlook (Kochi, Garbled)

AgriWatch expects Black Pepper (Garbled) likely to trade in a range between INR 50,700 – 51,500 per quintal for next week.

Black Pepper Export and Import Scenario

India imported around 8,299.68 MT Garbled black pepper from January 2022 to August 2022 highest from Brazil- 4,004 MT followed by Vietnam- 2,555.60 MT. However, it is up by 3.97% from the same period last year. During the last year from January 2021 to July 2021, total imports were 7982.63 MT, highest from Vietnam- 3,561.50 MT followed by Brazil- 2,982.78 MT.

Around 238.90 MT Ungarbled black pepper imported, down by 81.33% from the same period last year, at 1,279.69 MT.

As per data released by the Government, exports reported down by 43.11% in August 2022 as compared to July 2022 due to high prices in domestic market major importing countries are not interested in buying from India. In August it was 256.35 MT, however in July 2022 it was 450.63 MT (including Garbled and Ungarbled).

Current year, from January 2022 to August 2022 total exports are at 2,958.04 MT down by 9.83% from corresponding period last year's 3,280.56 MT.

International Scenario

Vietnam Pepper price as on 23rd October fluctuates in the range of 57,500 - 60,000 VND/kg. In the past 6 days, the pepper market continued to trend down. Provinces and cities recorded a decrease of 2,000 VND/kg compared to the beginning of the week. Pepper prices this week tend to go down in key provinces in the country. Compared to the beginning of the week, the purchase price simultaneously decreased by 2,000 VND/kg.

According to the survey, the lowest price at the weekend of 57,500 VND/kg was recorded in Gia Lai province. Better than Dong Nai province with 58,000 VND/kg. The two provinces of Dak Lak and Dak Nong currently have the same purchasing price of 58,500 VND/kg. After fluctuations during the week, pepper prices in Binh Phuoc and Ba Ria - Vung Tau are at 59,500 VND/kg and 60,000 VND/kg, respectively.

Vietnam exported 160,891 tons in the past 8 months, but over the same period Vietnam's exports have dropped sharply by 18.6%. Similarly, the pepper exports of Brazil and Indonesia also decreased by 7.4% and 12.5%, respectively.

In August, the top importers of Brazilian pepper include Vietnam (1,482 tons), Egypt (826 tons), the United Arab Emirates (754 tons) and India (513 tons). By the end of August, Vietnam had imported a record 10,732 tons of pepper from Brazil increasing 2.2 times in volume over the same period.

Vietnam imported 12,997 tons of pepper from Brazil in the first 9 months of the year up 2.7 times in volume over the same period last year. This is also the largest volume of pepper that Vietnam has ever imported from Brazil so far. Thereby making Vietnam become the largest pepper importer from Brazil, accounting for 22% of the country's pepper export market share compared to 8% of the same period last year. In September alone, Vietnam imported 2,246 tons of Brazilian pepper, up 52.7% over the previous month. In addition to Vietnam, Brazil also boosted pepper exports to a number of other markets in September such as: UAE up 35.7%, Morocco up 72.7%, especially Germany increased more than 7 times.

Brazil's black pepper is attracting importers thanks to its competitive pricing and ample supply as the country is in the midst of its biggest harvest of the year. Brazil's pepper price is quite competitive, but the biggest obstacle of this pepper industry is still the presence of Salmonella bacteria on black

pepper, making it difficult for Brazil to expand its market share in high-demand markets in terms of quality like EU or US. Meanwhile, Vietnam is the country with the most modern pepper processing technology in the world. Therefore, in addition to exporting, Vietnam is also one of the leading importers and processors of pepper.

Vietnam is leading in importing Brazilian pepper, accounting for 21% of the country's total exports. In addition, Brazil's pepper exports to Morocco and India also increased strongly by 74.3% and 57.8%, respectively. On the other hand, Brazil's pepper exports to many other major markets such as the US, Germany, Egypt, Pakistan, etc., dropped sharply. The presence of Salmonella bacteria on pepper is still the biggest obstacle for the Brazilian pepper industry, especially the European Union (EU). Therefore, some sources believe that Brazil has exported pepper to Vietnam and India, countries with the most modern pepper sterilization technology in the world for further processing before re-exporting it back to Europe and other countries.

Currently, Brazil is entering the pepper harvest, output is expected to increase by 10% compared to 2021 to 98,000 tons in 2022. Indian pepper production is expected to increase slightly. However, Vietnam's pepper production is expected to decrease due to unfavorable weather factors, while it is expected to be stable in other pepper producing countries.

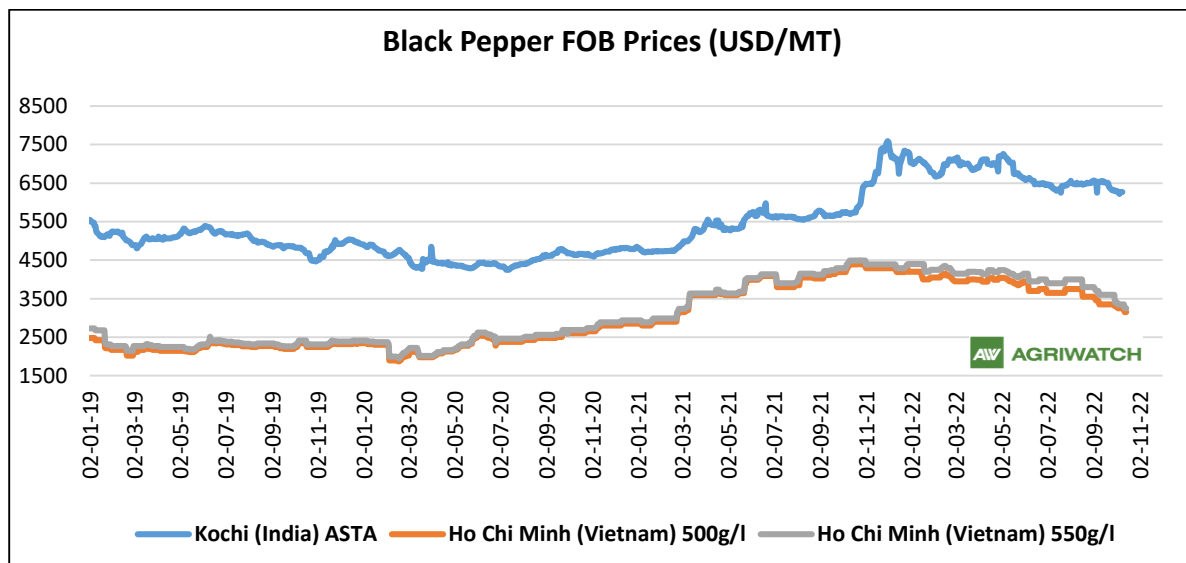
India imported around 7,866.68 MT garbled black pepper from January 2022 to July 2022 highest from Brazil- 3,894 MT followed by Vietnam- 2,347.60 MT. However, it is up by 10.63% from the same period last year. During the last year from January 21 to July 21, total imports were 7110.97 MT, highest from Vietnam- 3,038 MT followed by Brazil- 2,816.78 MT. India imported around 236.80 MT ungarbled black pepper, down by 80.97% from the same period last year, at 1,244.19 MT.

Black Pepper Spot Prices Weekly Change, Loose Prices (Rs/Qtl)

State	Centre	Grade	% Change Over Previous Week	Today	Week Ago	Month Ago	Year Ago
				21-Oct-22	14-Oct-22	21-Sep-22	21-Oct-21
Kerala	Kochi Benchmark market	Ungarbled	Unch	49000	49000	49700	41800
		Garbled	Unch	51000	51000	51700	43800
Karnataka	Chikkamagaluru	Ungarbled	-1.03	48000	48500	50300	43700
Delhi	New Delhi	Unpolished	Unch	54000	54000	54000	48000
		550 GL	Unch	55000	55000	55000	48500
		Number 11.5	Unch	57500	57500	56000	48500

Black Pepper FOB Prices (USD/MT)

Date	Brazil ASTA 570	ex Kochi (India) ASTA	Lampung (Indonesia) ASTA 570	Kuching (Sarawak, Malaysia) ASTA	Ho Chi Minh (Vietnam) 500g/l	Ho Chi Minh 550g/l
14-10-22	2600	6199	3714	5100	3150	3250
17-10-22	2600	-	3692	5100	3150	3250
18-10-22	2600	-	-	5100	3150	3250
19-10-22	2550	-	3689	5100	3150	3250
20-10-22	2550	-	-	5100	3150	3250
21-10-22	2550	-	-	5100	3150	3250



As on 21st October 2022, Kochi ASTA moving at 6,199 USD/MT, down by 15 USD/MT from previous week. Ho Chi Minh (Vietnam) 500g/l moving at 3,150 USD/MT and Ho Chi Minh (Vietnam) 550g/l moving at 3,250 USD/MT steady from the last week. Continuous supply in the spot market put cap on prices. Due to good quality, Indian prices are higher than Vietnam.

Disclaimer

The information and opinions contained in the document have been compiled from sources believed to be reliable. The company does not warrant its accuracy, completeness and correctness. The use of data and information contained in this report is at your own risk. This document is not, and should not be construed as an offer to sell or solicitation to buy any commodities. This document may not be reproduced, distributed or published, in whole or part, by any recipient hereof for any purpose without prior permission from the Company. IASL and its affiliates and/or their officers, directors and employees may have positions in any commodities mentioned in this document (or in any related investment) and may from time to time add to or dispose of any such commodities (or investment). Please see the detailed disclaimer at <http://www.agriwatch.com/disclaimer.php> © 2022 Indian Agribusiness Systems Ltd.