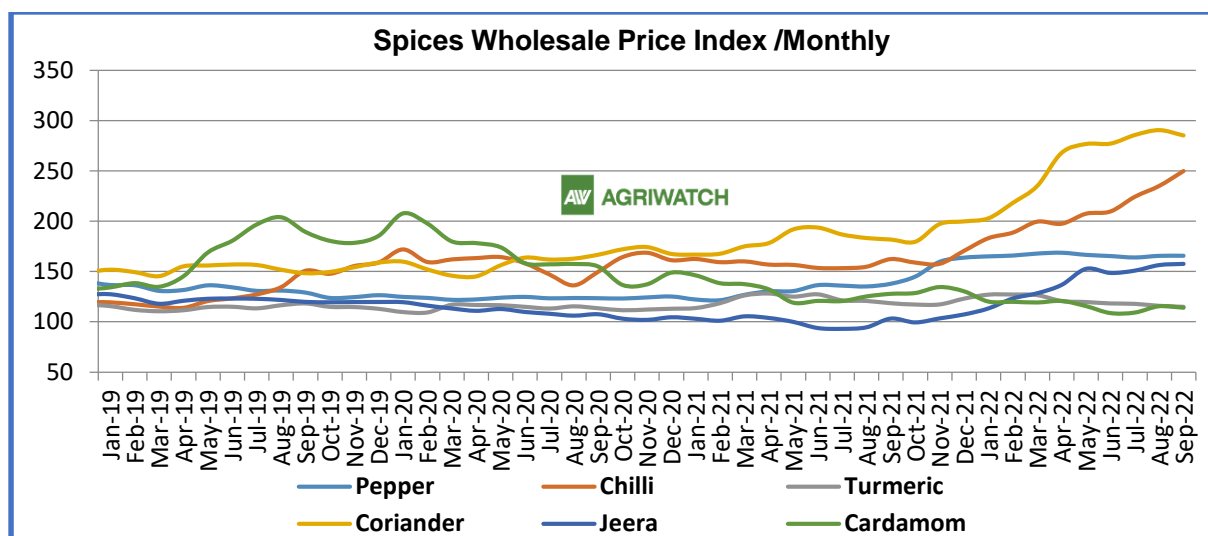

Black Pepper Weekly Research Report

Contents

- ❖ Arrivals Scenario
- ❖ Spot Market Prices and Seasonal Trends
- ❖ Spot price Outlook
- ❖ International Fundamentals and Prices
- ❖ Export and Import Scenario
- ❖ Black pepper FOB & FOR Prices
- ❖ Sowing Progress (During Sowing Time)
- ❖ Domestic Market Fundamentals



Months	Pepper	Chilli	Turmeric	Coriander	Jeera	Cardamom
Jul-22	164	224.2	117.9	285.5	151	109.3
Aug-22	165.6	235	115.9	290.4	156.5	115.6
Sep-22	165.7	249.8	114.9	285.1	157.7	114.1
Change Over Previous Month	0.1	14.8	-1.0	-5.3	1.2	-1.5

BLACK PEPPER

Spot Market Recap

- Steady to weak sentiment reported in the Black Pepper spot market during the past week.
- Supply reported marginally up this week by 3.01% as compared to previous week and as compared to last year rose by 83.01% as stockists and farmers were releasing their stocks in nominal quantities due to regular corrections in prices during the last year.
- AgriWatch expects buyers likely to be active from lower price levels as India's pepper production is estimated to be lower. As per current situations, AgriWatch expects India's pepper production for 2021-22 likely to go down by 8 to 10% compared to last year. Last year (2020-21) India's Pepper production was 62,000 MT.

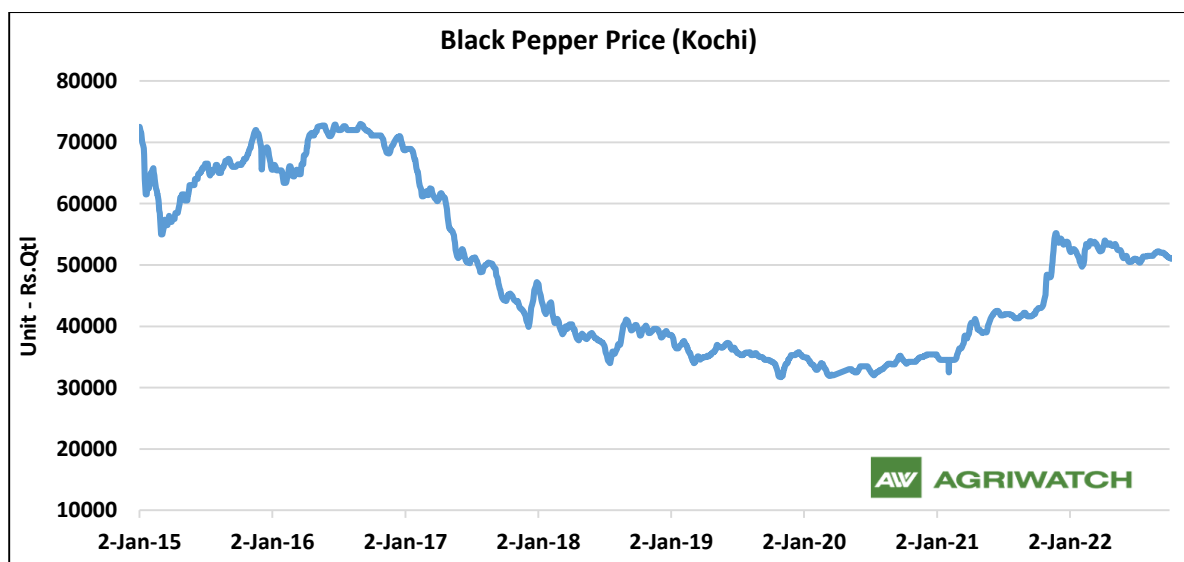
Fundamental Analysis

Black Pepper Arrival Scenario: (in Tons)					
State	Market	% Change Over Previous Week	Today	Week Ago	Year Ago
			22nd Oct to 28th Oct 2022	15th Oct to 21st Oct 2022	22nd Oct to 28th Oct 2021
Kerala	Kochi	3.01	188.5	183.0	103
Total		3.01	188.5	183.0	103

Current year, from 1st January 2022 to 28th October 2022, Black pepper supply reported 8,276 tonnes compared to last year's 4,034 tonnes, up by 105.16% as stockists and planters were still releasing their stocks amid higher pepper prices compared to last year.

Last year, from 1st January 2021 to 31st December 2021, Black pepper supply reported 5649.5 tonnes compared to last year's 5,261 tonnes, down by 13.96%.

Black Pepper Price Trend



As on 28th October 2022, Black Pepper Garbled prices were at INR 50,900 per quintal down by INR 100 per quintal as compared to last week. Last year same period it was INR 47,200 per quintal.

Black Pepper Spot Price Outlook (Kochi, Garbled)

AgriWatch expects Black Pepper (Garbled) likely to trade in a range between INR 50,600 – 51,500 per quintal for next week.

Black Pepper Export and Import Scenario

India imported around 8,299.68 MT Garbled black pepper from January 2022 to August 2022 highest from Brazil- 4,004 MT followed by Vietnam- 2,555.60 MT. However, it is up by 3.97% from the same

period last year. During the last year from January 2021 to July 2021, total imports were 7982.63 MT, highest from Vietnam- 3,561.50 MT followed by Brazil- 2,982.78 MT.

Around 238.90 MT Ungarbled black pepper imported, down by 81.33% from the same period last year, at 1,279.69 MT.

As per data released by the Government, exports reported down by 43.11% in August 2022 as compared to July 2022 due to high prices in domestic market major importing countries are not interested in buying from India. In August it was 256.35 MT, however in July 2022 it was 450.63 MT (including Garbled and Ungarbled).

Current year, from January 2022 to August 2022 total exports are at 2,958.04 MT down by 9.83% from corresponding period last year's 3,280.56 MT.

International Scenario

Vietnam Pepper prices as on last trade simultaneously moved sideways in key provinces in the country. The highest price in the domestic market is currently 59,000 VND/kg. Currently, the domestic market is trading pepper in the range of 56,500 - 59,000 VND/kg. In which, the lowest price of 56,500 VND/kg was recorded in Gia Lai province. Better than Dong Nai with the price of 57,000 VND/kg. The two provinces of Dak Lak and Dak Nong continue to purchase pepper at the common price of 57,500 VND/kg. Similarly, pepper prices today in two provinces of Binh Phuoc and Ba Ria - Vung Tau were flat at 58,500 VND/kg and 59,000 VND/kg.

According to the Brazilian State Center for Foreign Trade Statistics, in September pepper exports of Brazil, the world's second largest pepper exporter, increased by 34% compared to the previous month to 8,063 tons, the highest level since the beginning of the year. However, in the first 9 months of the year, Brazil's pepper exports still fell slightly by 3.4% compared to the same period last year, reaching 59,739 tons.

In September, Brazil's export price of pepper averaged \$3,298 per tonne (FOB), down 6% month on month and the lowest since July 2021. Particularly, the export price to Vietnam was at an average of 3,243 USD/ton (FOB), down 4.8 USD/ton. On the world market, Brazil's pepper price is currently being offered for sale at \$2,600/ton, down \$250/ton from mid-September. This price is also significantly lower than \$3,250-3,350/ton for pepper. Black pepper 500 - 550g/l of Vietnam and the price of 3,824 USD/ton of Indonesia. Vietnam exported 160,891 tons in the past 8 months, but over the same period Vietnam's exports have dropped sharply by 18.6%. Similarly, the pepper exports of Brazil and Indonesia also decreased by 7.4% and 12.5%, respectively.

In August, the top importers of Brazilian pepper include Vietnam (1,482 tons), Egypt (826 tons), the United Arab Emirates (754 tons) and India (513 tons). By the end of August, Vietnam had imported a record 10,732 tons of pepper from Brazil increasing 2.2 times in volume over the same period.

Vietnam imported 12,997 tons of pepper from Brazil in the first 9 months of the year up 2.7 times in volume over the same period last year. This is also the largest volume of pepper that Vietnam has ever imported from Brazil so far. Thereby making Vietnam become the largest pepper importer from Brazil, accounting for 22% of the country's pepper export market share compared to 8% of the same period last year. In September alone, Vietnam imported 2,246 tons of Brazilian pepper, up 52.7% over the previous month. In addition to Vietnam, Brazil also boosted pepper exports to a number of other markets in September such as: UAE up 35.7%, Morocco up 72.7%, especially Germany increased more than 7 times.

Brazil's black pepper is attracting importers thanks to its competitive pricing and ample supply as the country is in the midst of its biggest harvest of the year. Brazil's pepper price is quite competitive, but the biggest obstacle of this pepper industry is still the presence of Salmonella bacteria on black pepper, making it difficult for Brazil to expand its market share in high-demand markets in terms of quality like EU or US. Meanwhile, Vietnam is the country with the most modern pepper processing technology in the world. Therefore, in addition to exporting, Vietnam is also one of the leading importers and processors of pepper.

Vietnam is leading in importing Brazilian pepper, accounting for 21% of the country's total exports. In addition, Brazil's pepper exports to Morocco and India also increased strongly by 74.3% and 57.8%, respectively. On the other hand, Brazil's pepper exports to many other major markets such as the US, Germany, Egypt, Pakistan, etc., dropped sharply. The presence of Salmonella bacteria on pepper is still the biggest obstacle for the Brazilian pepper industry, especially the European Union (EU). Therefore, some sources believe that Brazil has exported pepper to Vietnam and India, countries with the most modern pepper sterilization technology in the world for further processing before re-exporting it back to Europe and other countries.

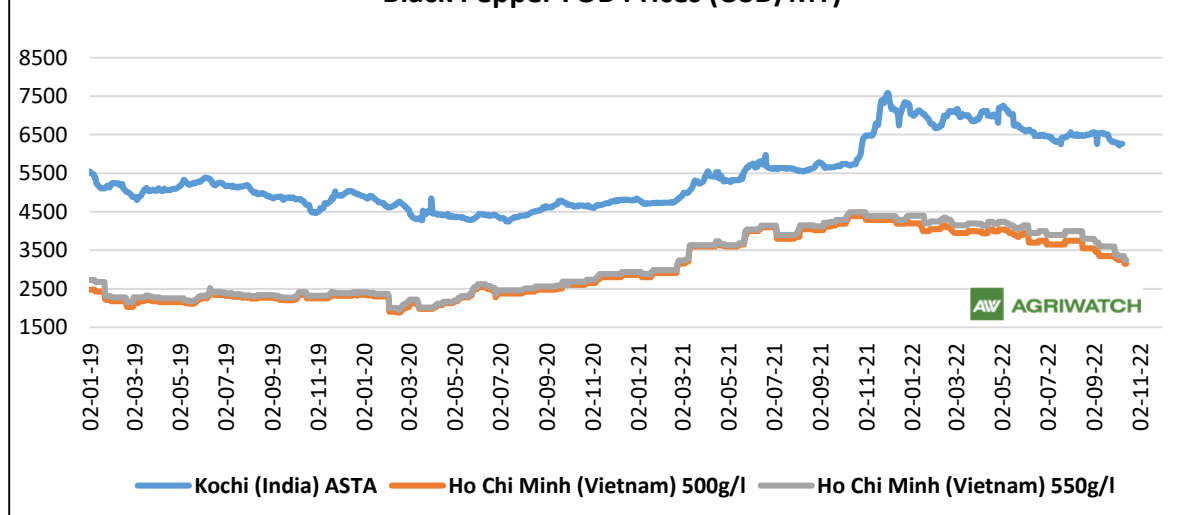
Black Pepper Spot Prices Weekly Change, Loose Prices (Rs/Qtl)

State	Centre	Grade	% Change Over Previous Week	Today	Week Ago	Month Ago	Year Ago
				28-Oct-22	21-Oct-22	28-Sep-22	28-Oct-21
Kerala	Kochi Benchmark market	Ungarbled	-0.20	48900	49000	49300	45200
		Garbled	-0.20	50900	51000	51300	47200
Karnataka	Chikkamagaluru	Ungarbled	--	Closed	48000	50000	51000
Delhi	New Delhi	Unpolished	Unch	54000	54000	54000	52500
		550 GL	Unch	55000	55000	55000	52500
		Number 11.5	Unch	57500	57500	56000	55000

Black Pepper FOB Prices (USD/MT)

Date	Brazil ASTA 570	ex Kochi (India) ASTA	Lampung (Indonesia) ASTA 570	Kuching (Sarawak, Malaysia) ASTA	Ho Chi Minh (Vietnam) 500g/l	Ho Chi Minh 550g/l
20-10-22	2550	--	--	5100	3150	3250
21-10-22	2550	--	--	5100	3150	3250
25-10-22	2550	--	3660	5100	2950	3050
26-10-22	2475	--	--	7300	2950	3050
27-10-22	2475	--	3670	7300	2950	3050
28-10-22	2475	--	3677	7300	2950	3050

Black Pepper FOB Prices (USD/MT)



As on 28th October 2022, Ho Chi Minh (Vietnam) 500g/l moving at 2,950 USD/MT and Ho Chi Minh (Vietnam) 550g/l moving at 3,050 USD/MT down by 200 USD/MT from the last week. Continuous supply in the spot market put cap on prices. Due to good quality, Indian prices are higher than Vietnam.

Disclaimer

The information and opinions contained in the document have been compiled from sources believed to be reliable. The company does not warrant its accuracy, completeness and correctness. The use of data and information contained in this report is at your own risk. This document is not, and should not be construed as an offer to sell or solicitation to buy any commodities. This document may not be reproduced, distributed or published, in whole or part, by any recipient hereof for any purpose without prior permission from the Company. IASL and its affiliates and/or their officers, directors and employees may have positions in any commodities mentioned in this document (or in any related investment) and may from time to time add to or dispose of any such commodities (or investment). Please see the detailed disclaimer at <http://www.agriwatch.com/disclaimer.php> © 2022 Indian Agribusiness Systems Ltd.