

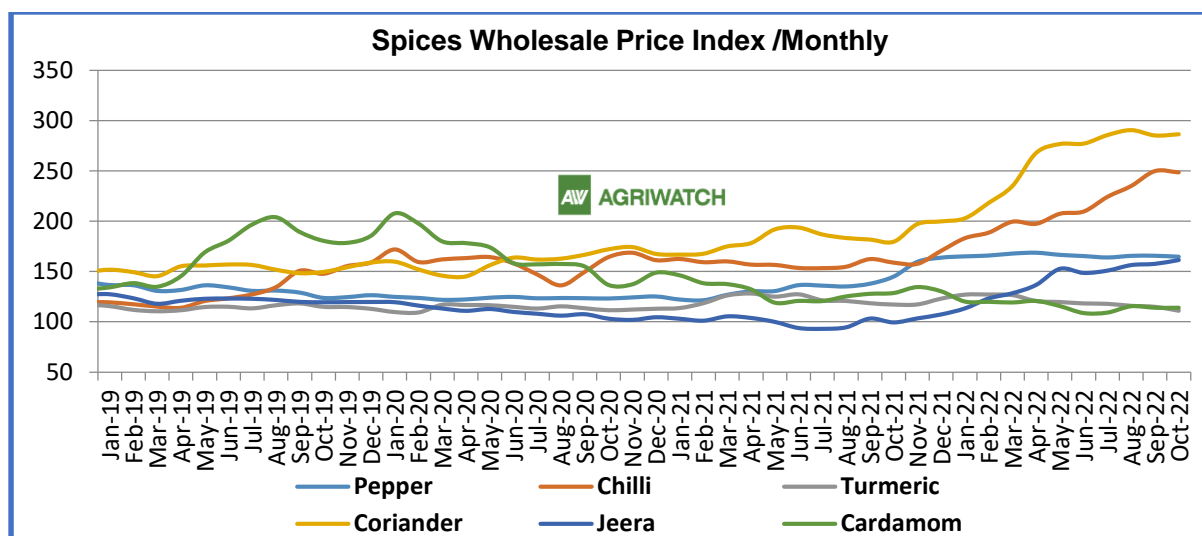
---

# Black Pepper Weekly Research Report

---

## Contents

- ❖ Arrivals Scenario
- ❖ Spot Market Prices and Seasonal Trends
- ❖ Spot price Outlook
- ❖ International Fundamentals and Prices
- ❖ Export and Import Scenario
- ❖ Black pepper FOB & FOR Prices
- ❖ Sowing Progress (During Sowing Time)
- ❖ Domestic Market Fundamentals



Months	Pepper	Chilli	Turmeric	Coriander	Jeera	Cardamom
Aug-22	165.6	235	115.9	290.4	156.5	115.6
Sep-22	165.7	249.8	114.9	285.1	157.7	114.1
Oct-22	164.7	248.5	111	286.3	161.5	114.1
Change Over Previous Month	-1.0	-1.3	-3.9	1.2	3.8	0.0

## BLACK PEPPER

### Spot Market Recap

- By and large weak sentiment reported in the Black Pepper spot market during the past week.
- Continuous supply in the spot market put cap on domestic pepper prices.
- Continuous imports from other producing countries put pressure on Indian pepper prices.
- As per trade sources, higher old stocks reported in Kerala warehouses and owners are releasing their stocks at discounted prices added the bearish sentiment. It is reported that around 7,000 to 8,000 tons of FSSAI licensed pepper are being stored in the warehouse and the owner is in the process of releasing it in parts.
- AgriWatch expects buyers likely to be active from lower price levels as India's pepper production is estimated to be lower. As per current situations, AgriWatch expects India's pepper production for 2021-22 likely to go down by 8 to 10% compared to last year. Last year (2020-21) India's Pepper production was 62,000 MT.

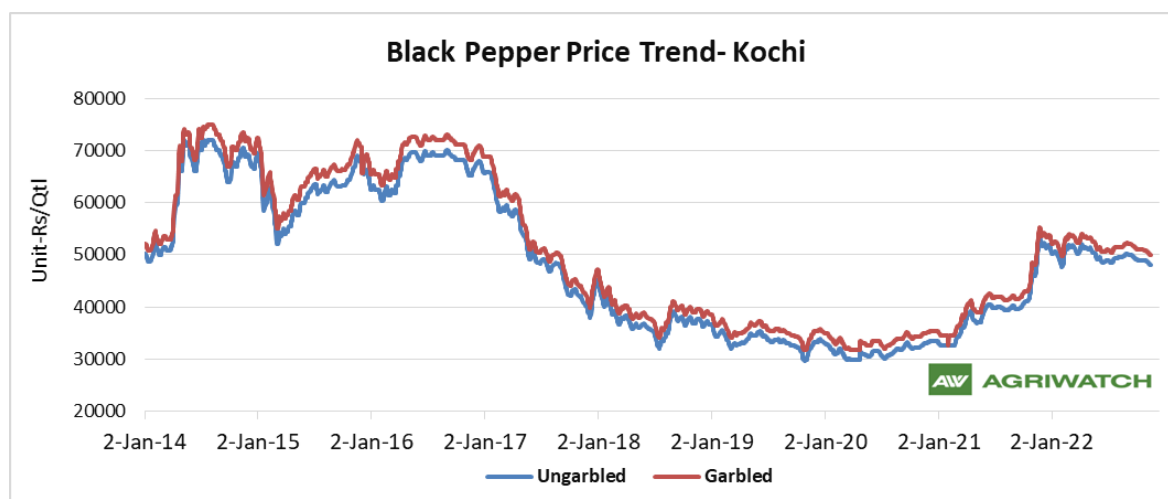
### Fundamental Analysis

Black Pepper Arrival Scenario: (in Tons)					
State	Market	% Change Over Previous Week	Today	Week Ago	Year Ago
			12th Nov to 18th Nov 2022	5th Nov to 11th Nov 2022	12th Nov to 18th Nov 2021
Kerala	Kochi	21.50	195.0	160.5	46
Total		21.50	195.0	160.5	46

Current year, from 1st January 2022 to 18th November 2022, Black pepper supply reported 8,854 tonnes compared to last year's 4,172 tonnes, up by 112.22% as stockists and planters were releasing their stocks during the start of this year amid higher prices.

Last year, from 1st January 2021 to 31st December 2021, Black pepper supply reported 5649.5 tonnes compared to last year's 5,261 tonnes, down by 13.96%.

### Black Pepper Price Trend



As on 18th November 2022, Black Pepper Garbled prices were at INR 50,000 per quintal down by INR 200 per quintal as compared to last week and Ungarbled prices were at INR 48,000 per quintal down by INR 700 per quintal from last week.

### Black Pepper Spot Price Outlook (Kochi, Garbled)

AgriWatch expects Black Pepper (Garbled) likely to trade in a range between INR 49,600 – 50,400 per quintal for next week.

### Black Pepper Export and Import Scenario

India continued to import Black Pepper from Vietnam and Brazil as a result of which imports reported at 450.50 MT, up by 4.04% in September 2022 from the previous month and overall imports during the current year also reported marginally up by 0.40% from the same period last year.

Due to decreased demand from USA, UK and other countries, its exports reported down during the current year by 10.29% from the same period last year (including Garbled and Ungarbled). However, in September 2022 exports is up by 22.68% from the previous month and recorded at 314.49 MT on some new demand from Malaysia and Sweden.

### International Scenario

Vietnam Pepper prices as on 21st November continued to be stable in the domestic market. As recorded, the highest price is currently 61,500 VND/kg and lower side 58,000 VND/kg. In which, the lowest price of 58,000 VND/kg was recorded in Gia Lai province. Better than Dong Nai with 58,500 VND/kg. The two provinces of Dak Lak and Dak Nong buy pepper stably with the common price of 59,500 VND/kg. Similarly, pepper prices today in Binh Phuoc and Ba Ria - Vung Tau also moved sideways at 60,500 VND/kg and 61,500 VND/kg respectively.

In Southeast Asia, Indonesian pepper prices were stable last week amid forecasted harvest declines. Malaysian domestic pepper prices continued to decline despite a 1% increase in the Malaysian Ringgit against the USD (4.71 MYR/USD). Meanwhile, Malaysian international pepper prices continued to be stable and unchanged. Meanwhile, the domestic price of white pepper in Vietnam was stable last week, while the other varieties tended to increase. In the past week, the greenback fluctuated strongly with a decrease of 4.02%, to 106.42%.

The global pepper area is 745,000 hectares in 2021, an increase of 42.8% compared to 2020. In Vietnam, the pepper area has decreased significantly due to a sharp drop in prices, the impact of diseases and climate change, from 152,000 hectares in 2017 to 130,000 hectares in 2021. In 2022, Vietnam's exports are estimated at 220,000 tons, accounting for 55% of total pepper production worldwide.

According to the Brazilian State Center for Foreign Trade Statistics, in September pepper exports of Brazil, the world's second largest pepper exporter, increased by 34% compared to the previous month to 8,063 tons, the highest level since the beginning of the year. However, in the first 9 months of the year, Brazil's pepper exports still fell slightly by 3.4% compared to the same period last year, reaching 59,739 tons.

Vietnam imported 12,997 tons of pepper from Brazil in the first 9 months of the year up 2.7 times in volume over the same period last year. This is also the largest volume of pepper that Vietnam has ever imported from Brazil so far. Thereby making Vietnam become the largest pepper importer from Brazil, accounting for 22% of the country's pepper export market share compared to 8% of the same period last year. In September alone, Vietnam imported 2,246 tons of Brazilian pepper, up 52.7% over the previous month. In addition to Vietnam, Brazil also boosted pepper exports to a number of other markets in September such as: UAE up 35.7%, Morocco up 72.7%, especially Germany increased more than 7 times.

Brazil's black pepper is attracting importers thanks to its competitive pricing and ample supply as the country is in the midst of its biggest harvest of the year. Vietnam is leading in importing Brazilian pepper, accounting for 21% of the country's total exports.

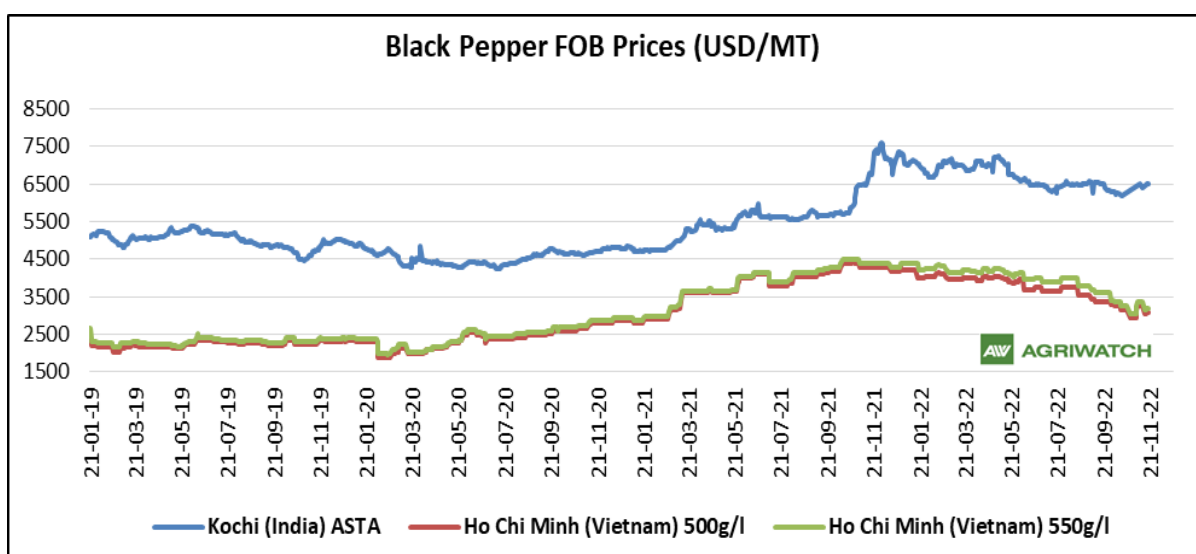
### Black Pepper Spot Prices Weekly Change, Loose Prices (Rs/Qtl)

State	Centre	Grade	% Change Over Previous Week	Today	Week Ago	Month Ago	Year Ago
				18-Nov-22	11-Nov-22	18-Oct-22	18-Nov-21
Kerala	Kochi Benchmark market	Ungarbled	-0.41	48000	48700	49000	51100
		Garbled	-0.40	50000	50700	51000	53100

Karnataka	Chikkamagaluru	Ungarbled	-2.04	48000	49500	50000	58000
Delhi	New Delhi	Unpolished	Unch	53500	54000	54000	57000
		550 GL	-9.09	50000	55000	55000	59000
		Number 11.5	-2.61	56000	57500	57500	59000

## Black Pepper FOB Prices (USD/MT)

Date	Brazil ASTA 570	ex Kochi (India) ASTA	Lampung (Indonesia) ASTA 570	Kuching (Sarawak, Malaysia) ASTA	Ho Chi Minh (Vietnam) 500g/l	Ho Chi Minh 550g/l
11-11-22	2575	6400	--	5100	3250	3350
14-11-22	2575	--	3540	5100	3050	3150
15-11-22	2575	--	--	5100	3050	3150
16-11-22	2575	--	3515	5100	3100	3200
17-11-22	2575	6500	3498	5100	3100	3200
18-11-22	2575	6500	3642	5100	3100	3200



As on 18th November 2022, Kochi (India) ASTA were trading at 6500 USD/MT, Ho Chi Minh (Vietnam) 500g/l moving at 3,100 USD/MT, Ho Chi Minh (Vietnam) 550g/l moving at 3,200 USD/MT down by 150 USD/MT from last week same period.

## Disclaimer

The information and opinions contained in the document have been compiled from sources believed to be reliable. The company does not warrant its accuracy, completeness and correctness. The use of data and information contained in this report is at your own risk. This document is not, and should not be construed as an offer to sell or solicitation to buy any commodities. This document may not be reproduced, distributed or published, in whole or part, by any recipient hereof for any purpose without prior permission from the Company. IASL and its affiliates and/or their officers, directors and employees may have positions in any commodities mentioned in this document (or in any related investment) and may from time to time add to or dispose of any such commodities (or investment). Please see the detailed disclaimer at <http://www.agriwatch.com/disclaimer.php> © 2022 Indian Agribusiness Systems Ltd.