

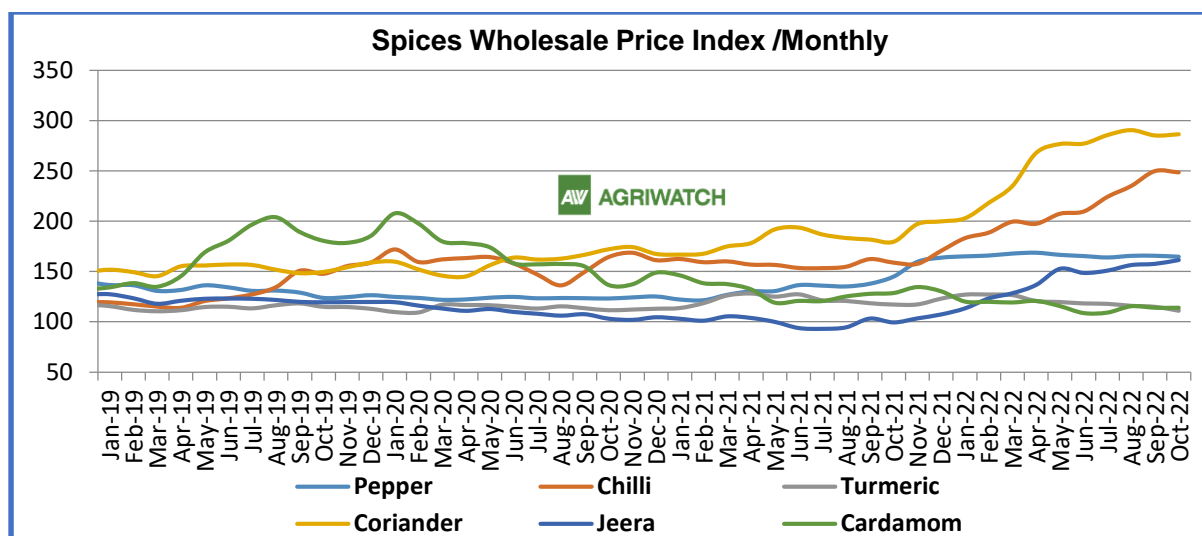
---

# Black Pepper Weekly Research Report

---

## Contents

- ❖ Arrivals Scenario
- ❖ Spot Market Prices and Seasonal Trends
- ❖ Spot price Outlook
- ❖ International Fundamentals and Prices
- ❖ Export and Import Scenario
- ❖ Black pepper FOB Prices
- ❖ Sowing Progress (During Sowing Time)
- ❖ Domestic Market Fundamentals



Months	Pepper	Chilli	Turmeric	Coriander	Jeera	Cardamom
Aug-22	165.6	235	115.9	290.4	156.5	115.6
Sep-22	165.7	249.8	114.9	285.1	157.7	114.1
Oct-22	164.7	248.5	111	286.3	161.5	114.1
Change Over Previous Month	-1.0	-1.3	-3.9	1.2	3.8	0.0

## BLACK PEPPER

### Spot Market Recap

- Steady to firm sentiment reported in the Black Pepper spot market during the past week.
- Lower supply in the spot market supported the domestic pepper prices. Planters and Stockists were not interested to release their stocks at current lower prices level.
- Continuous imports from other producing countries put pressure on Indian pepper prices.
- As per trade sources, higher old stocks reported in Kerala warehouses and owners are releasing their stocks at discounted prices added the bearish sentiment. It is reported that around 7,000 to 8,000 tons of FSSAI licensed pepper are being stored in the warehouse and the owner is in the process of releasing it in parts.
- AgriWatch expects buyers likely to be active from lower price levels as India's pepper production is estimated to be lower. As per current situations, AgriWatch expects India's pepper production for 2021-22 likely to go down by 8 to 10% compared to last year. Last year (2020-21) India's Pepper production was 62,000 MT.

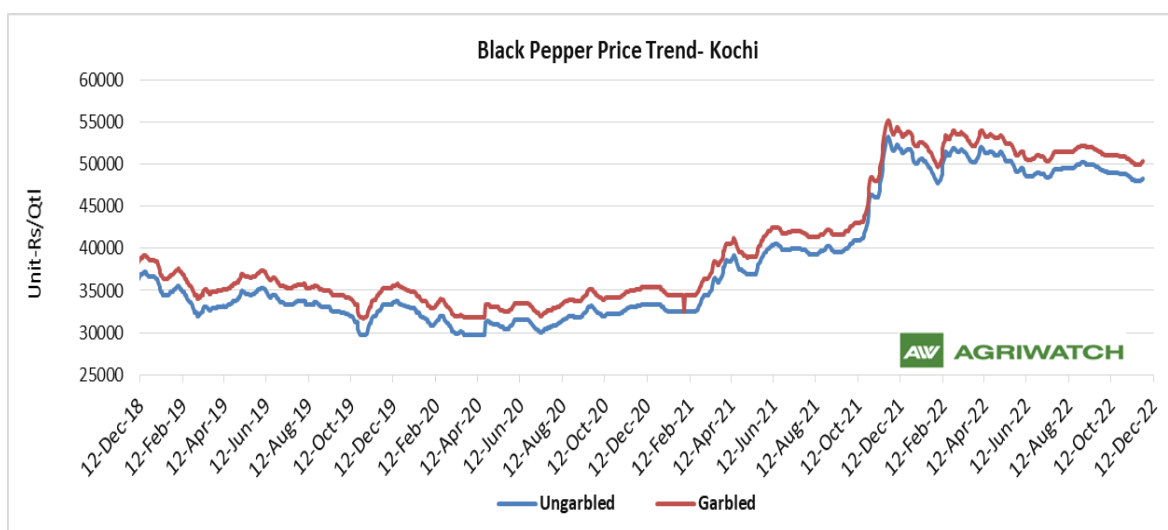
### Fundamental Analysis

Black Pepper Arrival Scenario: (in Tons)					
State	Market	% Change Over Previous Week	Today	Week Ago	Year Ago
			19th Nov to 25th Nov 2022	12th Nov to 18th Nov 2022	19th Nov to 25th Nov 2021
Kerala	Kochi	-25.64	145.0	195.0	143.5
Total		-25.64	145.0	195.0	143.5

Current year, from 1st January 2022 to 25th November 2022, Black pepper supply reported 8,999 tonnes compared to last year's 4,315 tonnes, up by 108.55% as stockists and planters were releasing their stocks during the start of this year amid higher prices.

Last year, from 1st January 2021 to 31st December 2021, Black pepper supply reported 5649.5 tonnes compared to last year's 5,261 tonnes, down by 13.96%.

### Black Pepper Price Trend



As on 25th November 2022, Black Pepper Garbled prices were at INR 50,200 per quintal up by INR 200 per quintal as compared to last week and Ungarbled prices were at INR 48,200 per quintal up by INR 200 per quintal from last week.

### Black Pepper Spot Price Outlook (Kochi, Garbled)

AgriWatch expects Black Pepper (Garbled) likely to trade in a range between INR 50,000 – 50,800 per quintal for next week.

### Black Pepper Export and Import Scenario

India continued to import Black Pepper from Vietnam and Brazil as a result of which imports reported at 450.50 MT, up by 4.04% in September 2022 from the previous month and overall imports during the current year also reported marginally up by 0.40% from the same period last year.

Due to decreased demand from USA, UK and other countries, its exports reported down during the current year by 10.29% from the same period last year (including Garbled and Ungarbled). However, in September 2022 exports is up by 22.68% from the previous month and recorded at 314.49 MT on some new demand from Malaysia and Sweden.

### International Scenario

Vietnam pepper prices in the domestic market currently ranges from 58,500 to 62,000 VND/kg. Specifically, Gia Lai and Dong Nai are purchasing pepper at the price of 58,500 VND/kg and 59,000 VND/kg, respectively. Better are the two provinces of Dak Lak and Dak Nong with a common price of 60,000 VND/kg. Similarly, pepper price today in Binh Phuoc was also stable at 61,000 VND/kg.

Only Ba Ria - Vung Tau is adjusted up by 500 VND/kg compared to yesterday, currently reaching 62,000 VND/kg.

According to the International Pepper Association (IPC) world pepper prices as follows: Lampung black pepper (Indonesia): at 3,793 USD/ton, down 0.13%, Brazilian black pepper ASTA 570: at \$2,625/ton, unchanged, Kuching black pepper (Malaysia) ASTA: at 5,100 USD/ton, unchanged, Muntok white pepper: at \$5,975/ton, down 0.13%, Malaysian white pepper ASTA: at \$7,300/ton, unchanged

In Southeast Asia, Indonesian pepper prices were stable last week amid forecasted harvest declines. Malaysian domestic pepper prices continued to decline despite a 1% increase in the Malaysian Ringgit against the USD (4.71 MYR/USD). Meanwhile, Malaysian international pepper prices continued to be stable and unchanged. Meanwhile, the domestic price of white pepper in Vietnam was stable last week, while the other varieties tended to increase. In the past week, the greenback fluctuated strongly with a decrease of 4.02%, to 106.42%.

The global pepper area is 745,000 hectares in 2021, an increase of 42.8% compared to 2020. In Vietnam, the pepper area has decreased significantly due to a sharp drop in prices, the impact of diseases and climate change, from 152,000 hectares in 2017 to 130,000 hectares in 2021. In 2022, Vietnam's exports are estimated at 220,000 tons, accounting for 55% of total pepper production worldwide.

Vietnam imported 12,997 tons of pepper from Brazil in the first 9 months of the year up 2.7 times in volume over the same period last year. This is also the largest volume of pepper that Vietnam has ever imported from Brazil so far. Thereby making Vietnam become the largest pepper importer from Brazil, accounting for 22% of the country's pepper export market share compared to 8% of the same period last year. In September alone, Vietnam imported 2,246 tons of Brazilian pepper, up 52.7% over the previous month. In addition to Vietnam, Brazil also boosted pepper exports to a number of other markets in September such as: UAE up 35.7%, Morocco up 72.7%, especially Germany increased more than 7 times.

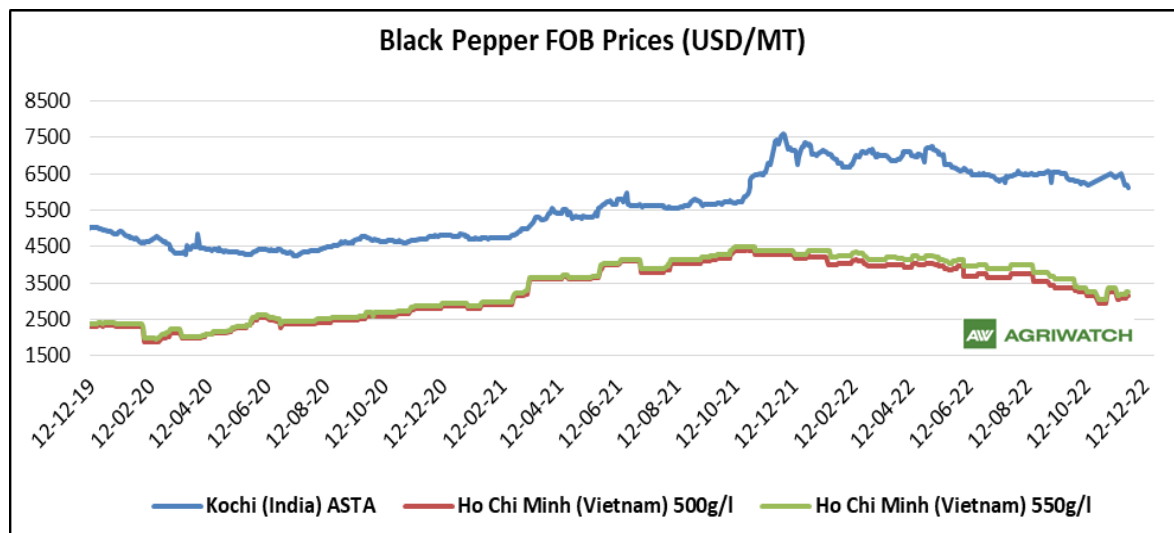
### Black Pepper Spot Prices Weekly Change, Loose Prices (Rs/Qtl)

State	Centre	Grade	% Change Over Previous Week	Today	Week Ago	Month Ago	Year Ago
				25-Nov-22	18-Nov-22	25-Oct-22	25-Nov-21
Kerala	Kochi Benchmark market	Ungarbled	0.42	48200	48000	48900	53200
		Garbled	0.40	50200	50000	50900	55200
Karnataka	Chikkamagaluru	Ungarbled	1.04	48500	48000	48000	54500

Delhi	New Delhi	Unpolished	Unch	53500	53500	54000	56000
		550 GL	Unch	54000	54000	55000	60000
		Number 11.5	Unch	56000	56000	57500	60000

## Black Pepper FOB Prices (USD/MT)

Date	Brazil ASTA 570	ex Kochi (India) ASTA	Lampung (Indonesia) ASTA 570	Kuching (Sarawak, Malaysia) ASTA	Ho Chi Minh (Vietnam) 500g/l	Ho Chi Minh 550g/l
18-11-22	2575	6500	3642	5100	3100	3200
21-11-22	2575	6176	3784	5100	3100	3200
22-11-22	2575	6176	3782	5100	3100	3200
23-11-22	2625	6176	3786	5100	3150	3250
24-11-22	2625	6176	3544	5100	3150	3250
25-11-22	2625	6120	3789	5100	3150	3250



As on 25th November 2022, Kochi (India) ASTA were trading at 6120 USD/MT, Ho Chi Minh (Vietnam) 500g/l moving at 3,150 USD/MT, Ho Chi Minh (Vietnam) 550g/l moving at 3,250 USD/MT up by 50 USD/MT from last week same period.

### Disclaimer

The information and opinions contained in the document have been compiled from sources believed to be reliable. The company does not warrant its accuracy, completeness and correctness. The use of data and information contained in this report is at your own risk. This document is not, and should not be construed as an offer to sell or solicitation to buy any commodities. This document may not be reproduced, distributed or published, in whole or part, by any recipient hereof for any purpose without prior permission from the Company. IASL and its affiliates and/or their officers, directors and employees may have positions in any commodities mentioned in this document (or in any related investment) and may from time to time add to or dispose of any such commodities (or investment). Please see the detailed disclaimer at <http://www.agriwatch.com/disclaimer.php> © 2022 Indian Agribusiness Systems Ltd.